

5.11 Challenge IPSC L3

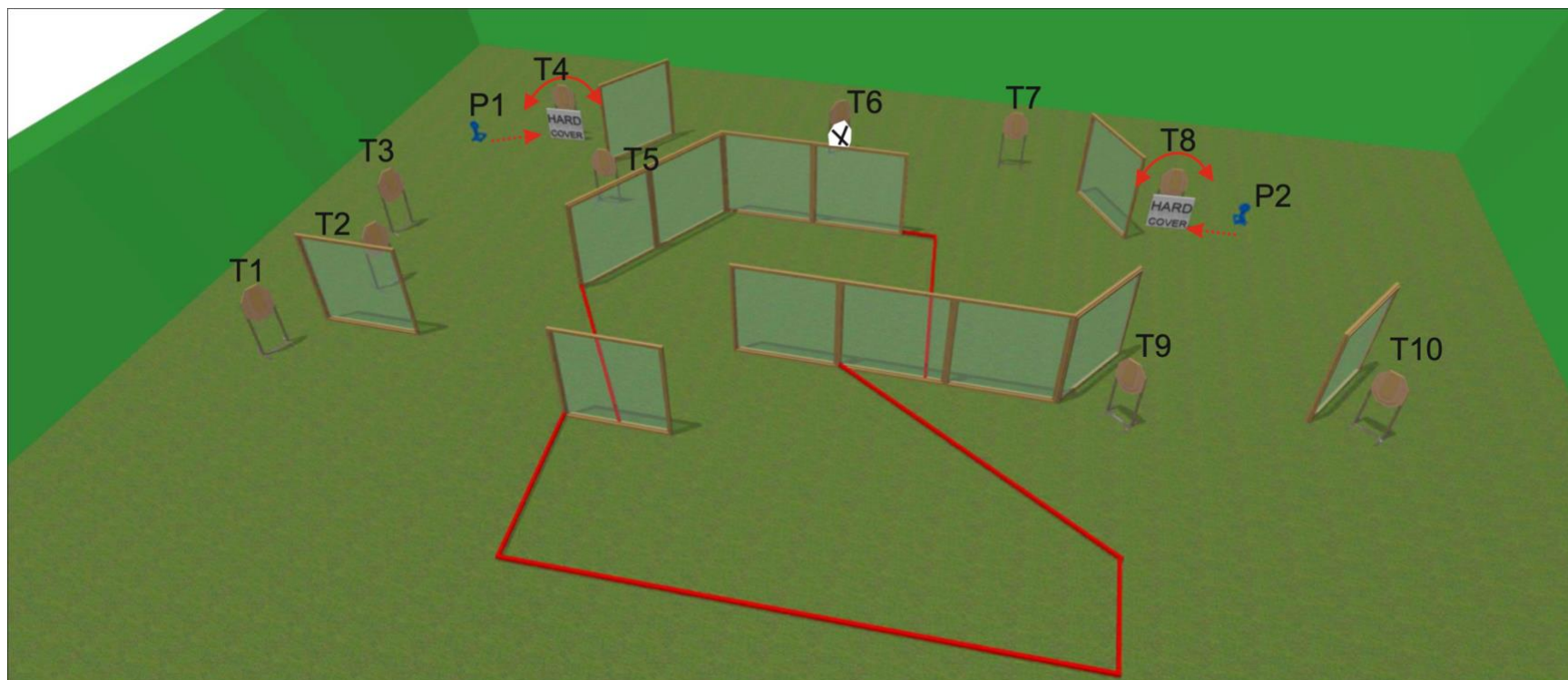
Parzęczew

26/27.09.2020

Stage #1



Targets	10 IPSC targets, 2 IPSC mini poppers, 1 NS
Number of rounds to be scored	22
Start position	Standing anywhere within the designated area
Handgun ready condition	
Time starts	Audible signal
Procedure	Upon signal engage targets. IPSC mini popper P1 activates IPSC target T4, IPSC mini popper P2 activates IPSC target T8. All moving targets remain visible at rest.
Safety angels	90° left/right and top of the backstop



5.11 Challenge IPSC L3

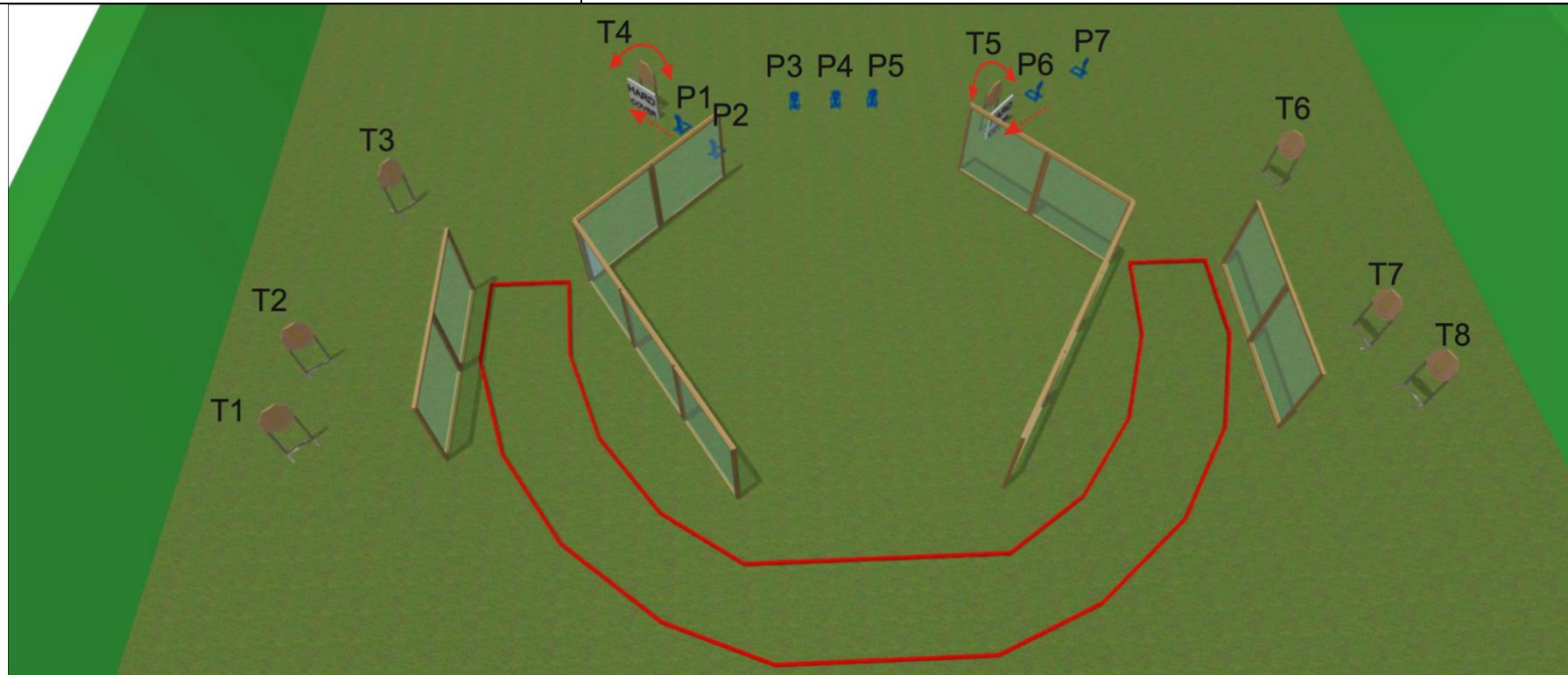
Parzęczew

26/27.09.2020

Stage #2



Targets	8 IPSC targets, 7 IPSC mini poppers
Number of rounds to be scored	23
Start position	Standing anywhere within the designated area
Handgun ready condition	
Time starts	Audible signal
Procedure	Upon signal engage targets. IPSC mini popper P1 activates IPSC target T4, IPSC mini popper P6 activates IPSC target T5. All moving targets remain visible at rest.
Safety angels	90° left/right and top of the backstop



5.11 Challenge IPSC L3

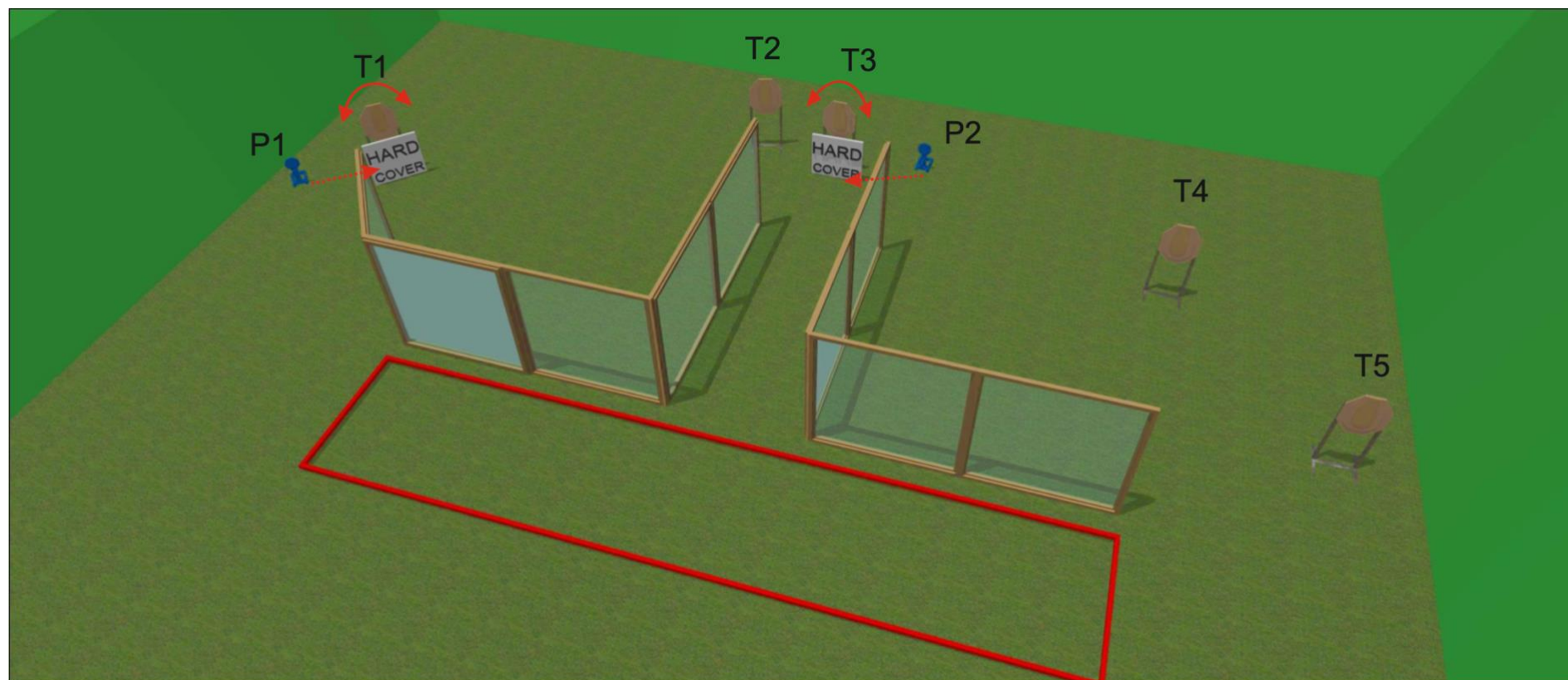
Parzęczew

26/27.09.2020

Stage #3

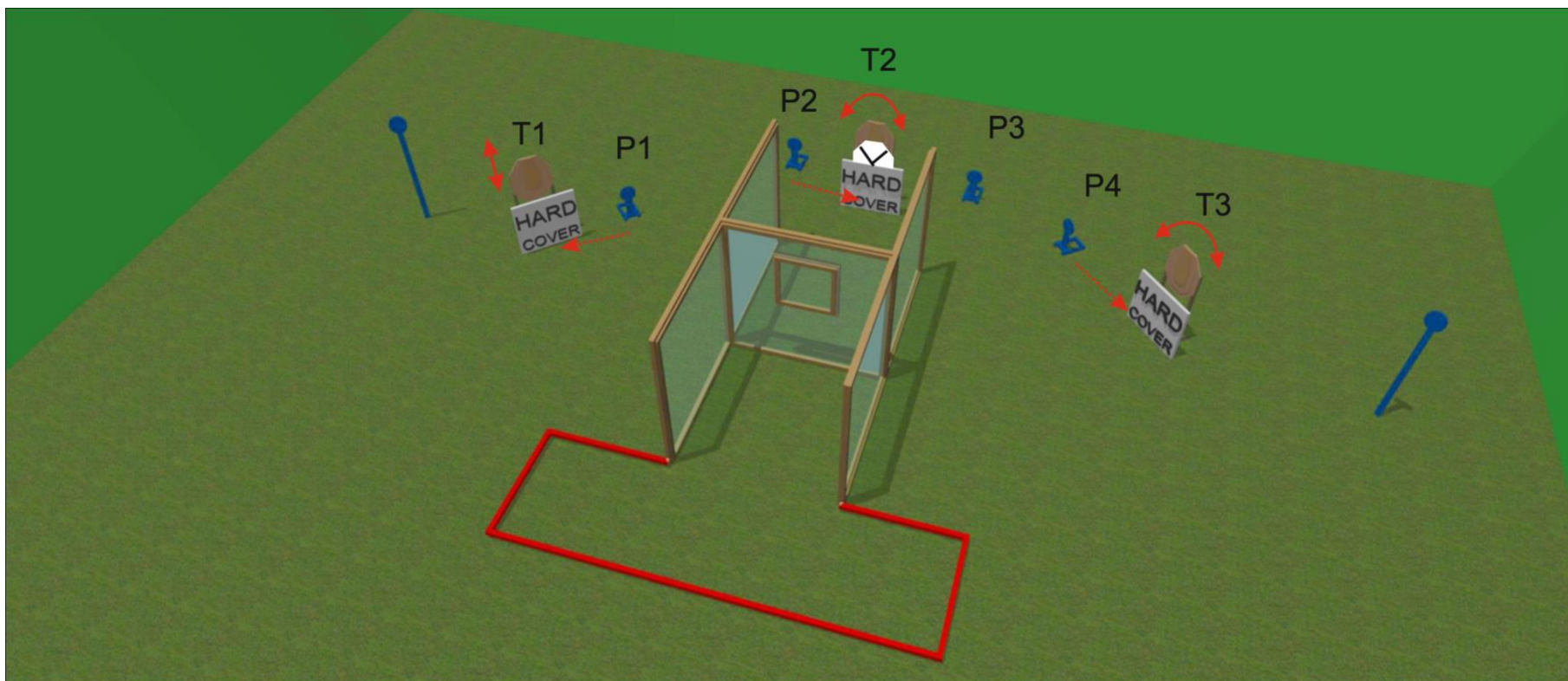


Targets	5 IPSC targets, 2 IPSC mini poppers, 1 NS
Number of rounds to be scored	12
Start position	Standing anywhere within the designated area
Handgun ready condition	
Time starts	Audible signal
Procedure	Upon signal engage targets. IPSC mini popper P1 activates IPSC target T1, IPSC mini popper P2 activates IPSC target T3. All moving targets remain visible at rest.
Safety angels	90° left/right and top of the backstop





Targets	3 IPSC targets, 4 IPSC mini poppers, 2 IPSC metal plates, 1 NS
Number of rounds to be scored	12
Start position	Standing anywhere within the designated area
Handgun ready condition	
Time starts	Audible signal
Procedure	Upon signal engage targets. IPSC mini popper P1 activates IPSC target T1, IPSC mini popper P2 activates IPSC target T2, IPSC mini popper P4 activates IPSC target T3. All moving targets remain visible at rest.
Safety angels	90° left/right and top of the backstop



5.11 Challenge IPSC L3

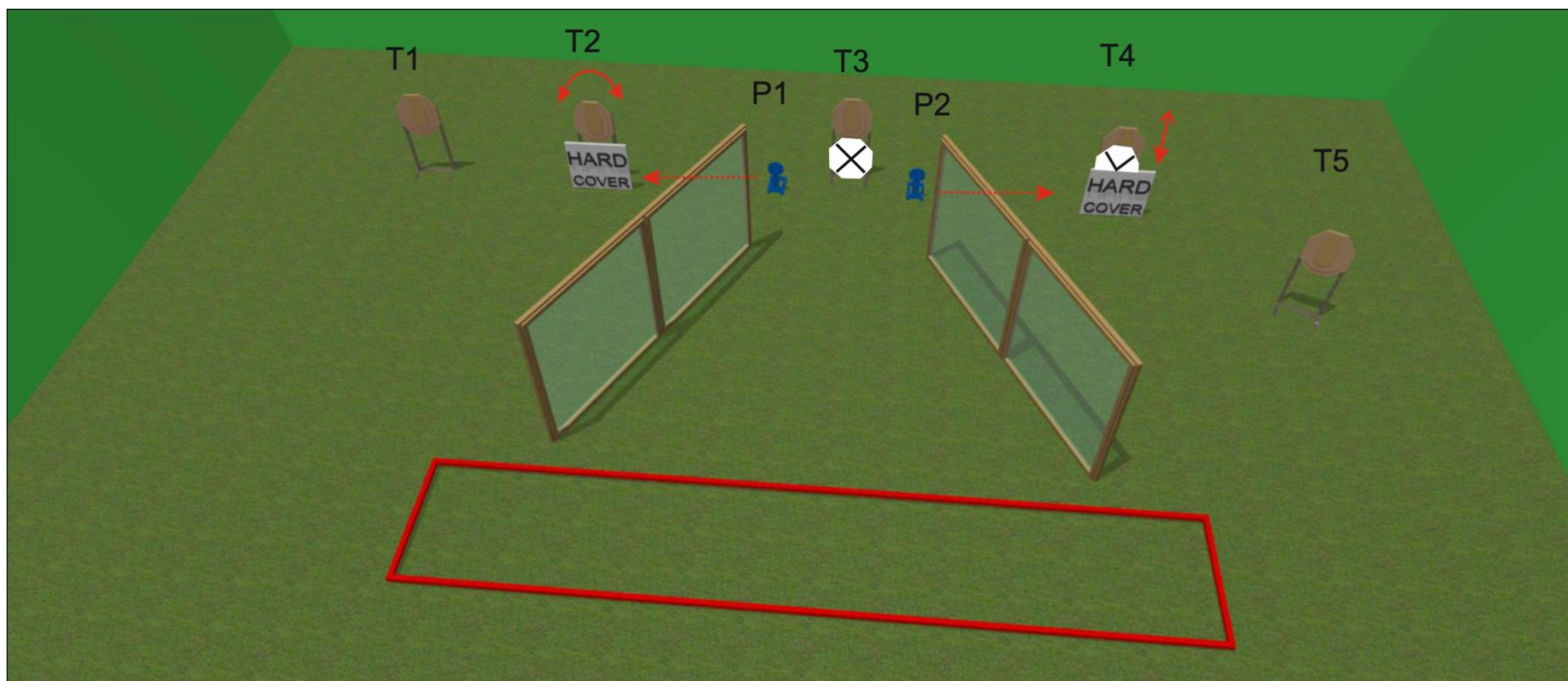
Parzęczew

26/27.09.2020

Stage #5



Targets	5 IPSC targets, 2 IPSC mini poppers, 2 NS
Number of rounds to be scored	12
Start position	Standing anywhere within the designated area
Handgun ready condition	
Time starts	Audible signal
Procedure	Upon signal engage targets. IPSC mini popper P1 activates IPSC target T2, IPSC mini popper P2 activates IPSC target T4. All moving targets remain visible at rest.
Safety angels	90° left/right and top of the backstop



5.11 Challenge IPSC L3

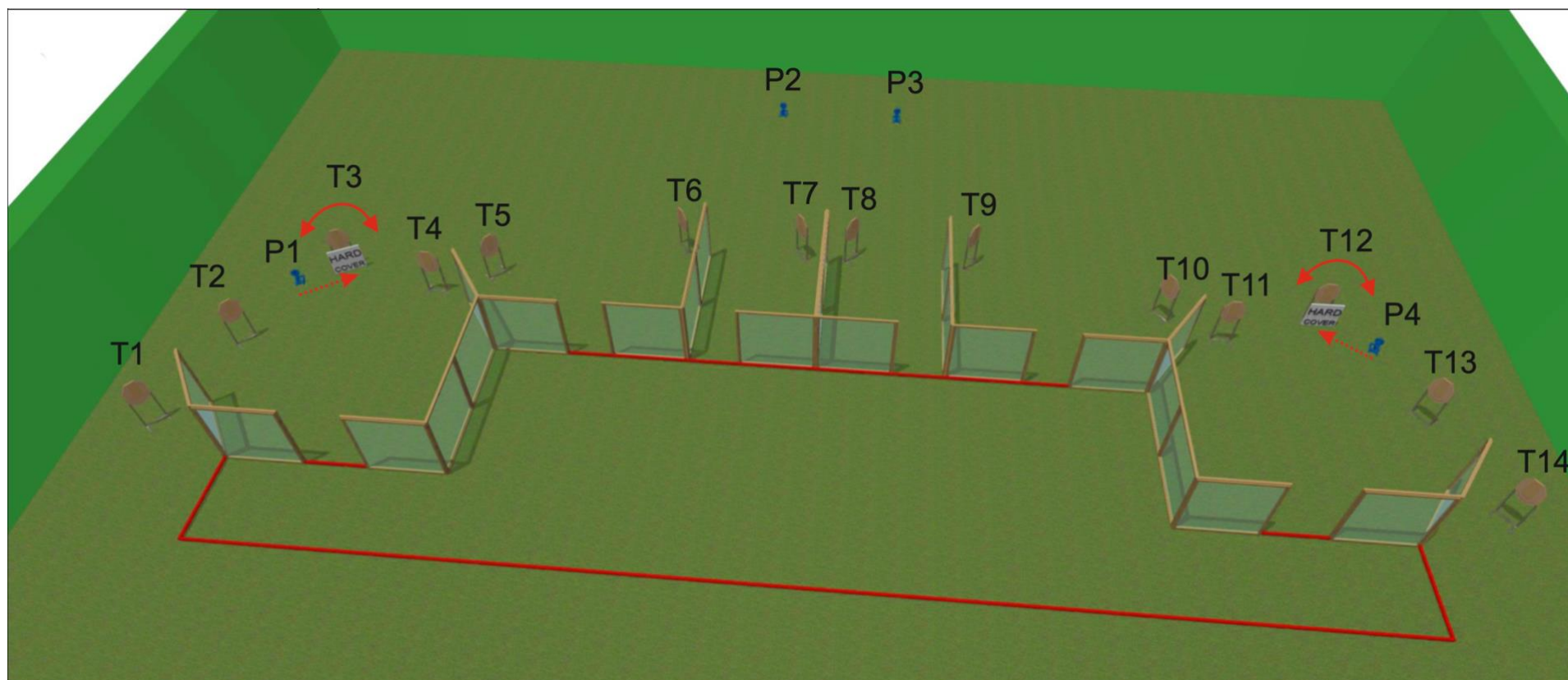
Parzęczew

26/27.09.2020

Stage #6



Targets	14 IPSC targets, 4 IPSC mini poppers
Number of rounds to be scored	32
Start position	Standing anywhere within the designated area
Handgun ready condition	
Time starts	Audible signal
Procedure	Upon signal engage targets. IPSC mini popper P1 activates IPSC target T3, IPSC mini popper P4 activates IPSC target T12. All moving targets remain visible at rest.
Safety angels	90° left/right and top of the backstop



5.11 Challenge IPSC L3

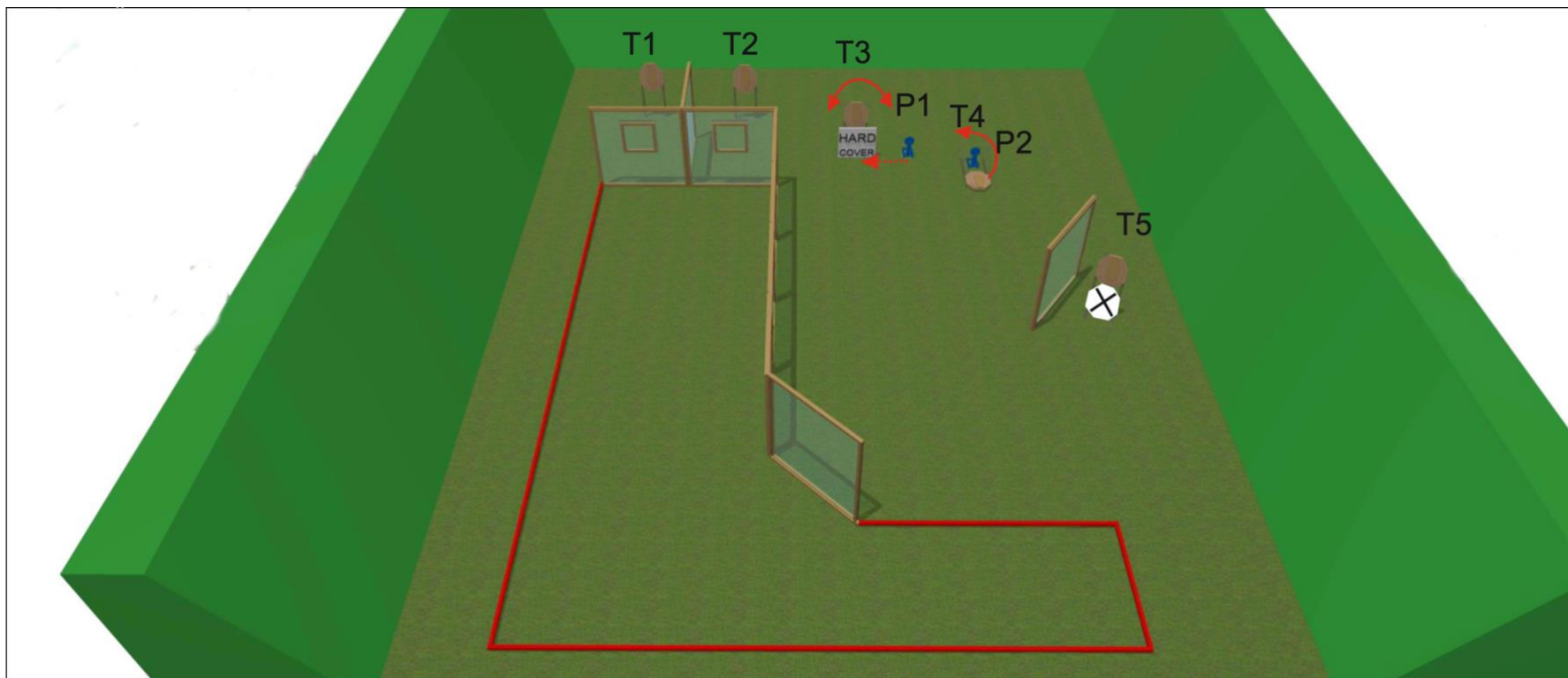
Parzęczew

26/27.09.2020

Stage #7



Targets	5 IPSC targets, 2 IPSC mini poppers, 1 NS
Number of rounds to be scored	12
Start position	Standing anywhere within the designated area
Handgun ready condition	
Time starts	Audible signal
Procedure	Upon signal engage targets. IPSC mini popper P1 activates IPSC target T3, IPSC mini popper P2 activates IPSC target T4. All moving targets remain visible at rest.
Safety angels	90° left/right and top of the backstop



5.11 Challenge IPSC L3

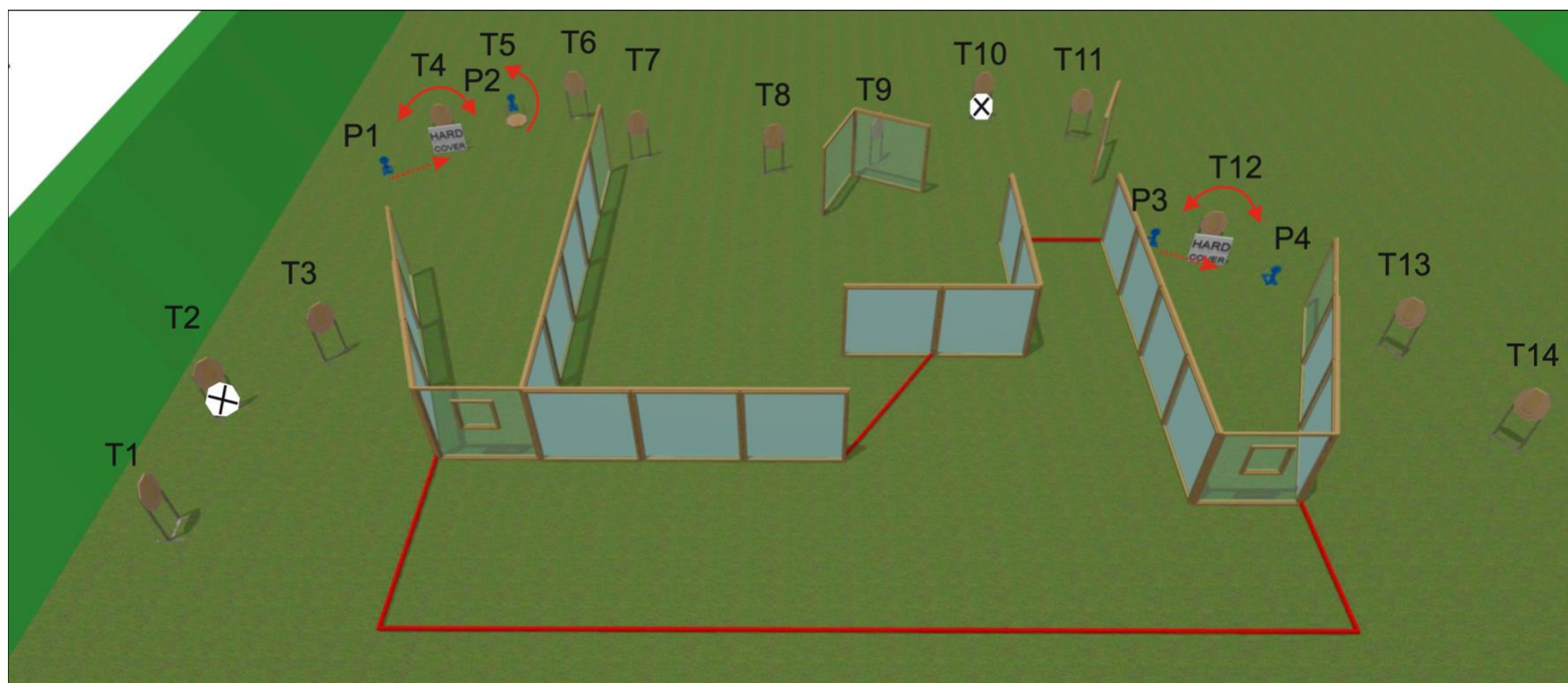
Parzęczew

26/27.09.2020

Stage #8



Targets	14 IPSC targets, 4 IPSC mini poppers, 2 NS
Number of rounds to be scored	32
Start position	Standing anywhere within the designated area
Handgun ready condition	
Time starts	Audible signal
Procedure	Upon signal engage targets. IPSC mini popper P1 activates IPSC target T4, IPSC mini popper P2 activates IPSC target T5, IPSC mini popper P3 activates IPSC target T12. All moving targets remain visible at rest.
Safety angels	90° left/right and top of the backstop



5.11 Challenge IPSC L3

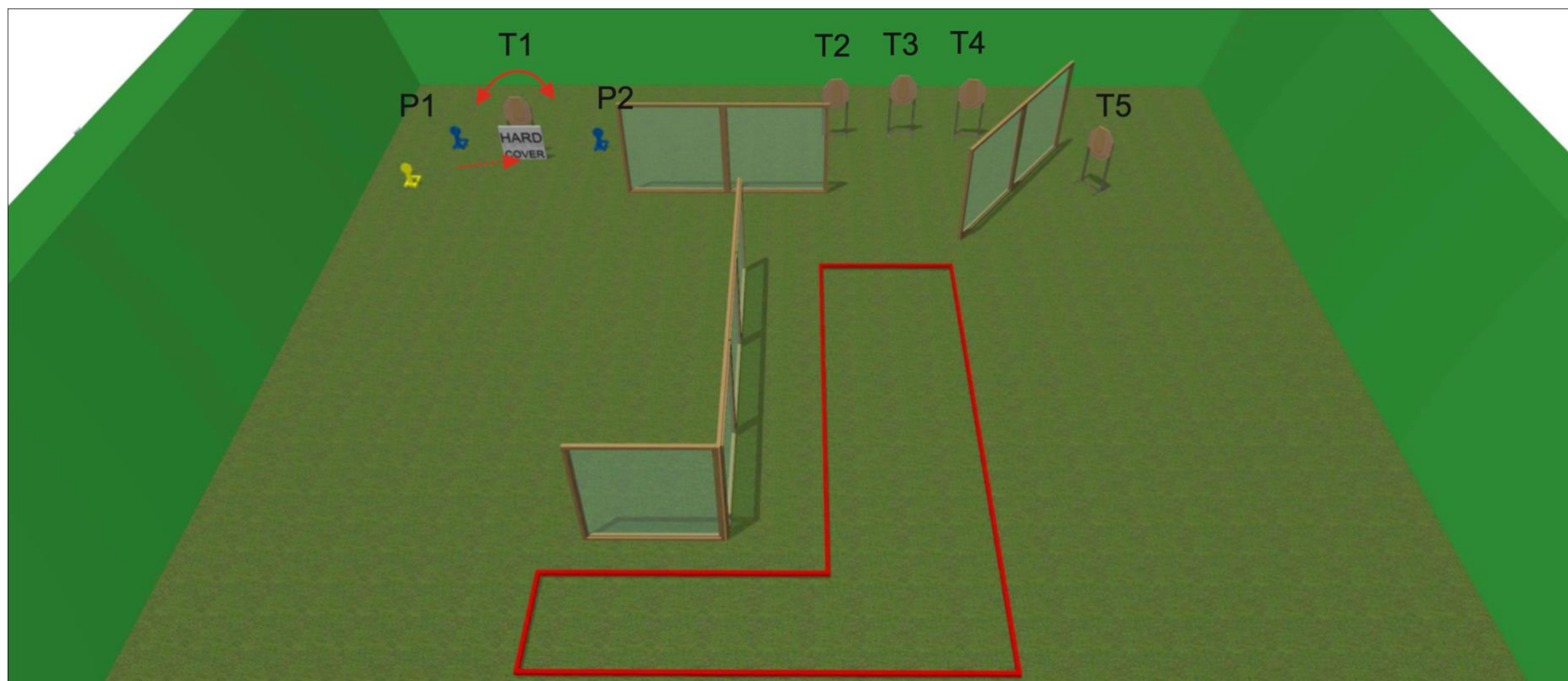
Parzęczew

26/27.09.2020

Stage #9



Targets	5 IPSC targets, 2 IPSC mini poppers, 1 IPSC mini popper NS
Number of rounds to be scored	12
Start position	Standing anywhere within the designated area
Handgun ready condition	
Time starts	Audible signal
Procedure	Upon signal engage targets. IPSC mini popper P1 activates IPSC target T1. All moving targets remain visible at rest.
Safety angels	90° left/right and top of the backstop



5.11 Challenge IPSC L3

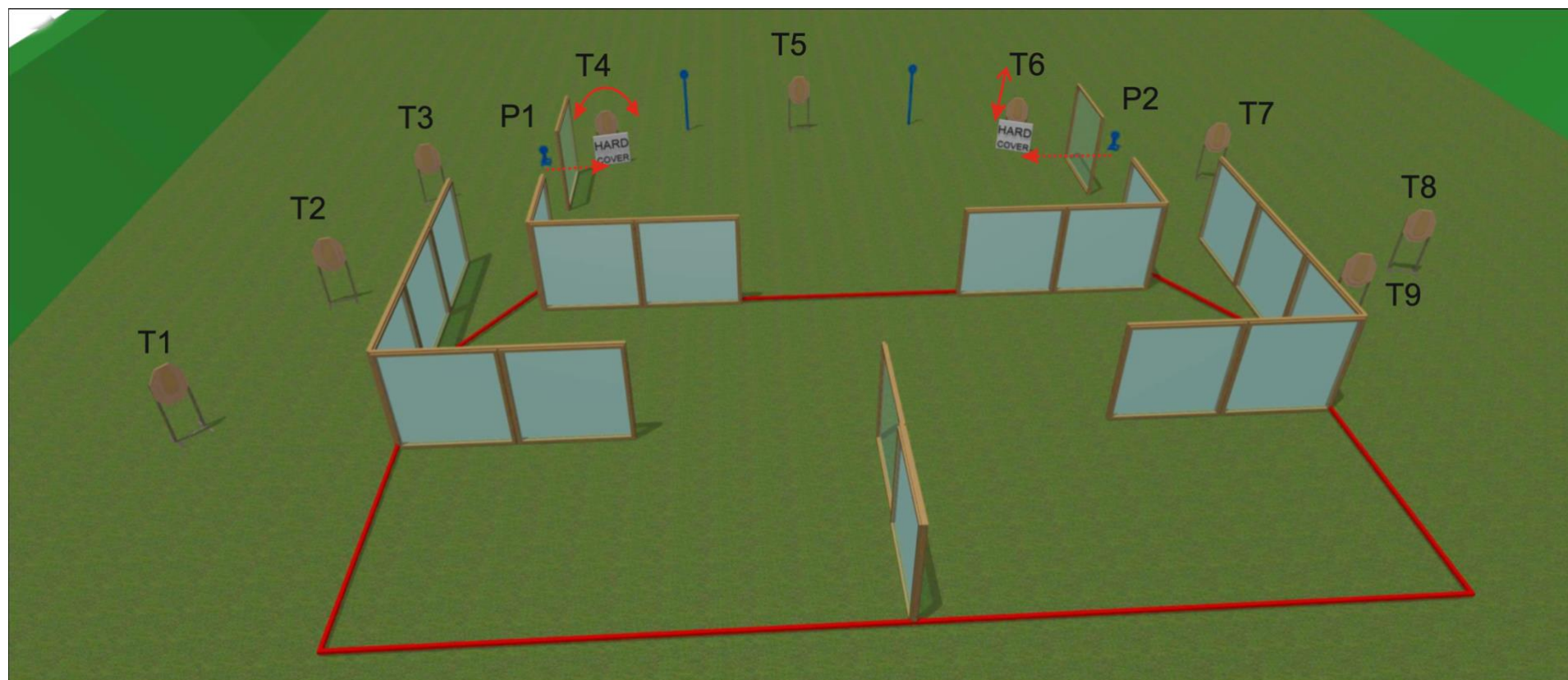
Parzęczew

26/27.09.2020

Stage #10



Targets	9 IPSC targets, 2 IPSC mini poppers, 2 IPSC metal plates
Number of rounds to be scored	22
Start position	Standing anywhere within the designated area
Handgun ready condition	
Time starts	Audible signal
Procedure	Upon signal engage targets. IPSC mini popper P1 activates IPSC target T4, IPSC mini popper P2 activates IPSC target T6. All moving targets remain visible at rest.
Safety angels	90° left/right and top of the backstop



5.11 Challenge IPSC L3

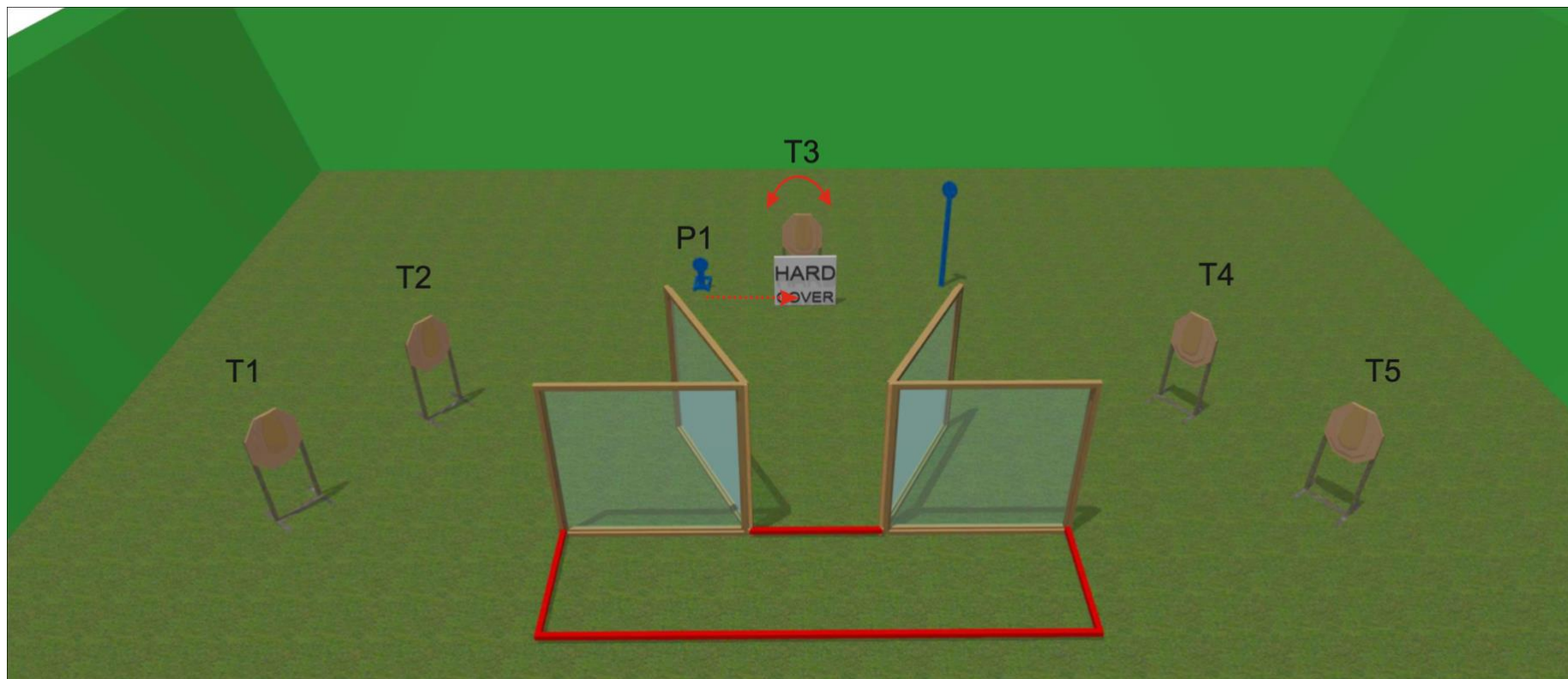
Parzęczew

26/27.09.2020

Stage #11



Targets	5 IPSC targets, 1 IPSC mini popper, 1 IPSC metal plate
Number of rounds to be scored	12
Start position	Standing anywhere within the designated area
Handgun ready condition	
Time starts	Audible signal
Procedure	Upon signal engage targets. IPSC mini popper P1 activates IPSC target T3. All moving targets remain visible at rest.
Safety angels	90° left/right and top of the backstop



5.11 Challenge IPSC L3

Parzęczew

26/27.09.2020

Stage #12



Targets	9 IPSC targets, 2 IPSC mini poppers, 2 IPSC metal plates
Number of rounds to be scored	22
Start position	Standing anywhere within the designated area
Handgun ready condition	
Time starts	Audible signal
Procedure	Upon signal engage targets. IPSC mini popper P1 activates IPSC target T3, IPSC mini popper P2 activates IPSC target T6. All moving targets remain visible at rest.
Safety angels	90° left/right and top of the backstop

