



## Shooting Academy CUP 2022 Level 3

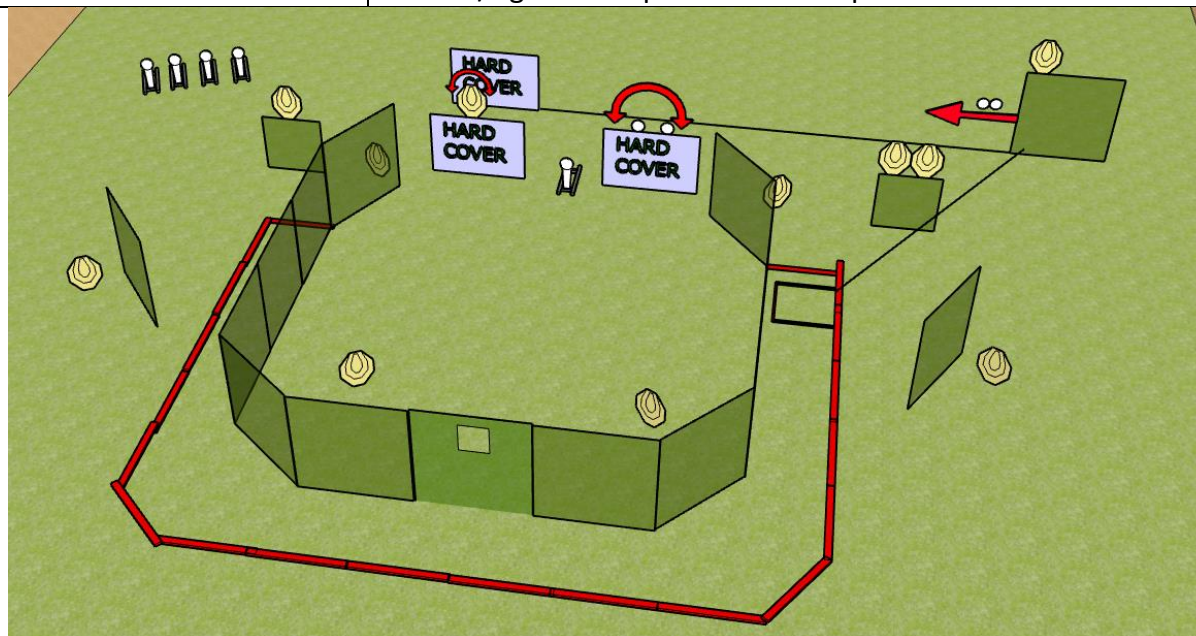
18-19.06.2022

Parzęczew

**STAGE # 1**



<b>Targets</b>	11 IPSC targets, 5 IPSC mini poppers, 4 IPSC Metal Plates
<b>Minimum number of rounds</b>	31
<b>Start position</b>	Standing erect, firearm in the ready condition, held in both hands, stock touching the competitor at hip level, barrel parallel to the ground, trigger guard downwards, muzzle pointing downrange with the fingers outside the trigger guard
<b>Firearm ready condition</b>	Loaded (Option 1)
<b>Time starts</b>	<b>Audible signal</b>
<b>Procedure</b>	<b>Upon signal engage targets.</b> IPSC mini popper P1 activates moving IPSC target T4 and MPL1/2. Platform activates moving IPSC target T4. All moving targets remain visible at rest.
<b>Safety angles</b>	90° left/right and top of the backstop





## Shooting Academy CUP 2022 Level 3

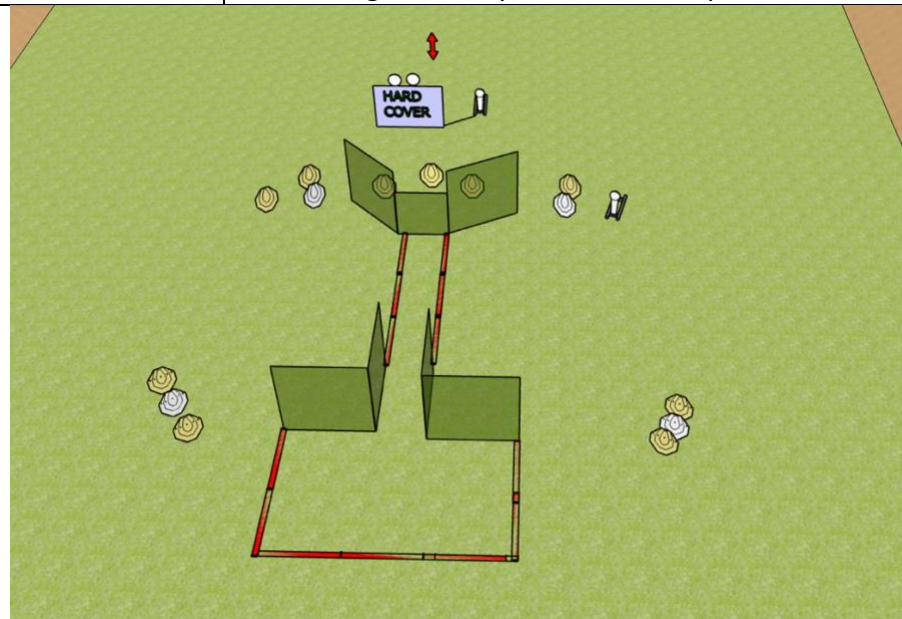
18-19.06.2022

Parzęczew

**STAGE # 2**



<b>Targets</b>	10 IPSC targets, 2 IPSC mini poppers, 2 IPSC Metal Plates, 4 NS
<b>Minimum number of rounds</b>	24
<b>Start position</b>	Standing erect, firearm in the ready condition, held in both hands, stock touching the competitor at hip level, barrel parallel to the ground, trigger guard downwards, muzzle pointing downrange with the fingers outside the trigger guard
<b>Firearm ready condition</b>	Loaded (Option 1)
<b>Time starts</b>	<b>Audible signal</b>
<b>Procedure</b>	<b>Upon signal engage targets.</b> IPSC mini popper P1 activates moving targets MPL1/2. All moving targets remain visible at rest.
<b>Safety angles</b>	90° left/right and top of the backstop





## Shooting Academy CUP 2022 Level 3

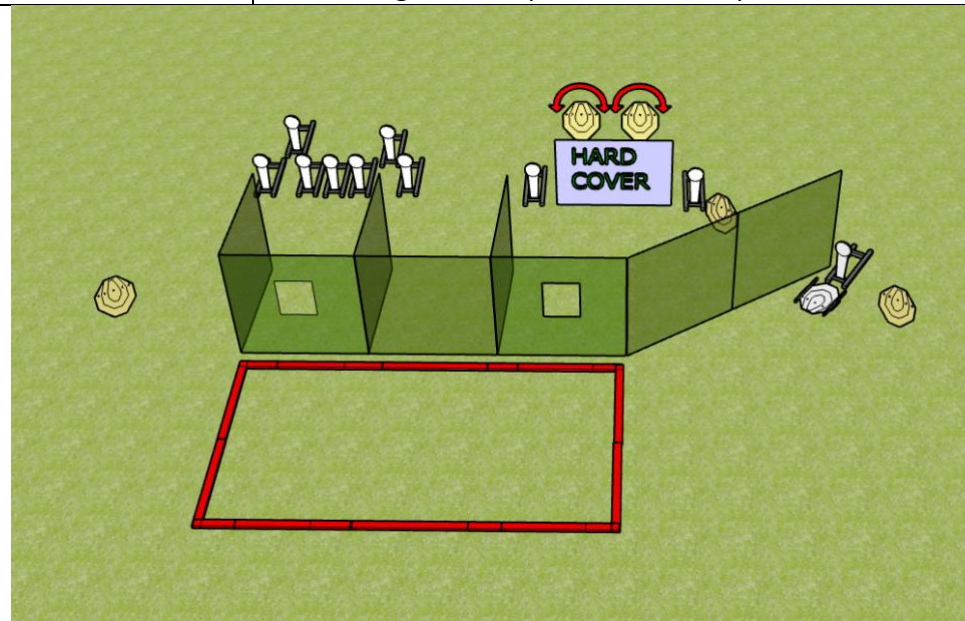
18-19.06.2022

Parzęczew

**STAGE # 3**



<b>Targets</b>	6 IPSC targets, 10 IPSC mini poppers
<b>Minimum number of rounds</b>	22
<b>Start position</b>	Standing erect, firearm in the ready condition, held in both hands, stock touching the competitor at hip level, barrel parallel to the ground, trigger guard downwards, muzzle pointing downrange with the fingers outside the trigger guard
<b>Firearm ready condition</b>	Loaded (Option 1)
<b>Time starts</b>	<b>Audible signal</b>
<b>Procedure</b>	<b>Upon signal engage targets.</b> IPSC mini popper P8 activates moving IPSC targets T4 and T5. IPSC mini popper P10 activates moving IPSC Target T6. All moving targets remain visible at rest.
<b>Safety angles</b>	90° left/right and top of the backstop







## Shooting Academy CUP 2022 Level 3

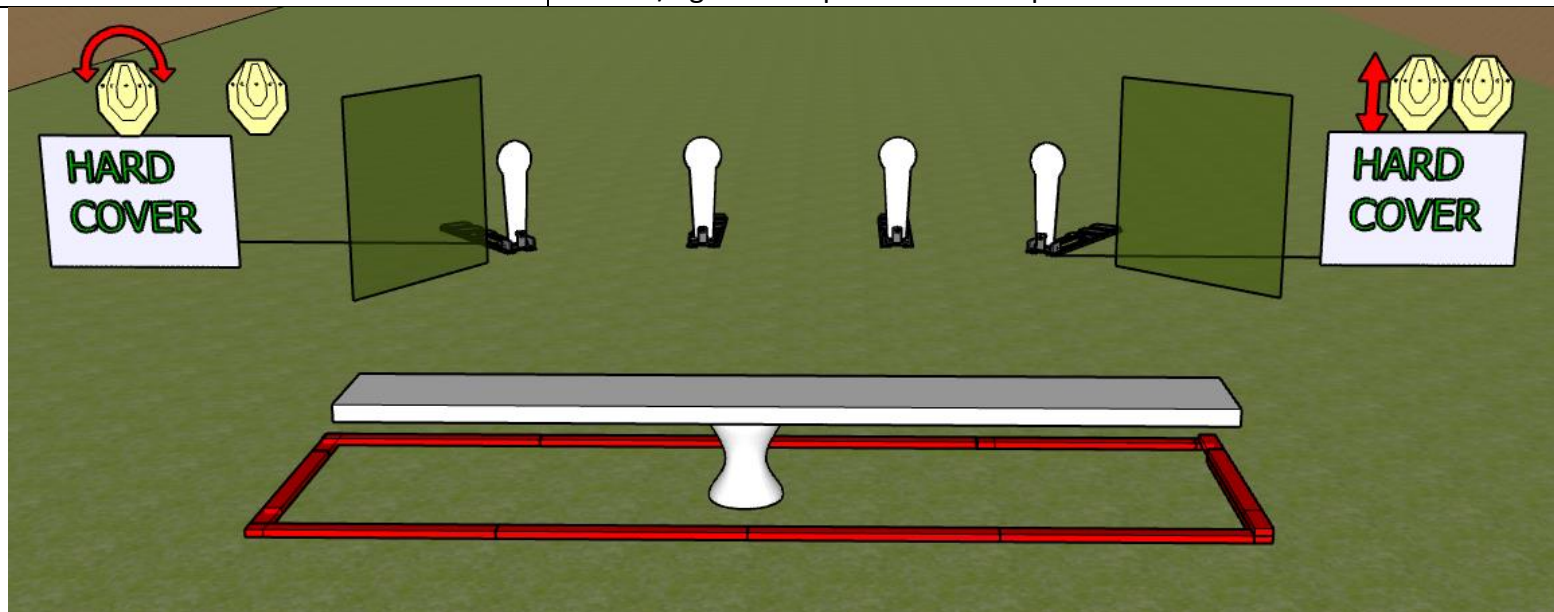
18-19.06.2022

Parzęczew

**STAGE # 4**



<b>Targets</b>	4 IPSC targets, 4 IPSC mini poppers
<b>Minimum number of rounds</b>	12
<b>Start position</b>	Standing erect, firearm in the ready condition, held in both hands, stock touching the competitor at hip level, barrel parallel to the ground, trigger guard downwards, muzzle pointing downrange with the fingers outside the trigger guard
<b>Firearm ready condition</b>	Loaded (Option 1)
<b>Time starts</b>	<b>Audible signal</b>
<b>Procedure</b>	<b>Upon signal engage targets.</b> IPSC mini popper P1 activates moving IPSC target T1. IPSC mini popper P4 activates moving IPSC targets T3 and T4. All moving targets remain visible at rest.
<b>Safety angles</b>	90° left/right and top of the backstop





## Shooting Academy CUP 2022 Level 3

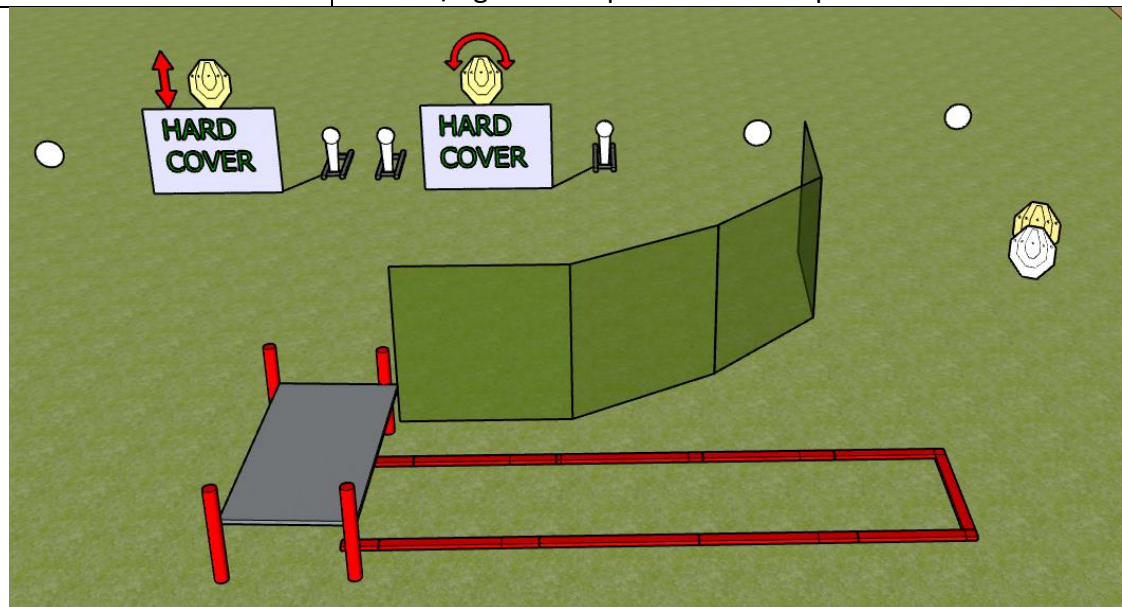
18-19.06.2022

Parzęczew

**STAGE # 5**



<b>Targets</b>	3 IPSC targets, 3 IPSC mini poppers, 3 IPSC Metal Plates, 1 NS
<b>Minimum number of rounds</b>	12
<b>Start position</b>	Standing erect, firearm in the ready condition, held in both hands, stock touching the competitor at hip level, barrel parallel to the ground, trigger guard downwards, muzzle pointing downrange with the fingers outside the trigger guard
<b>Firearm ready condition</b>	Loaded (Option 2)
<b>Time starts</b>	<b>Audible signal</b>
<b>Procedure</b>	<b>Upon signal engage targets.</b> IPSC mini popper P1 activates moving IPSC target T1. IPSC mini popper P3 activates moving IPSC target T2. All moving targets remain visible at rest.
<b>Safety angles</b>	90° left/right and top of the backstop





## Shooting Academy CUP 2022 Level 3

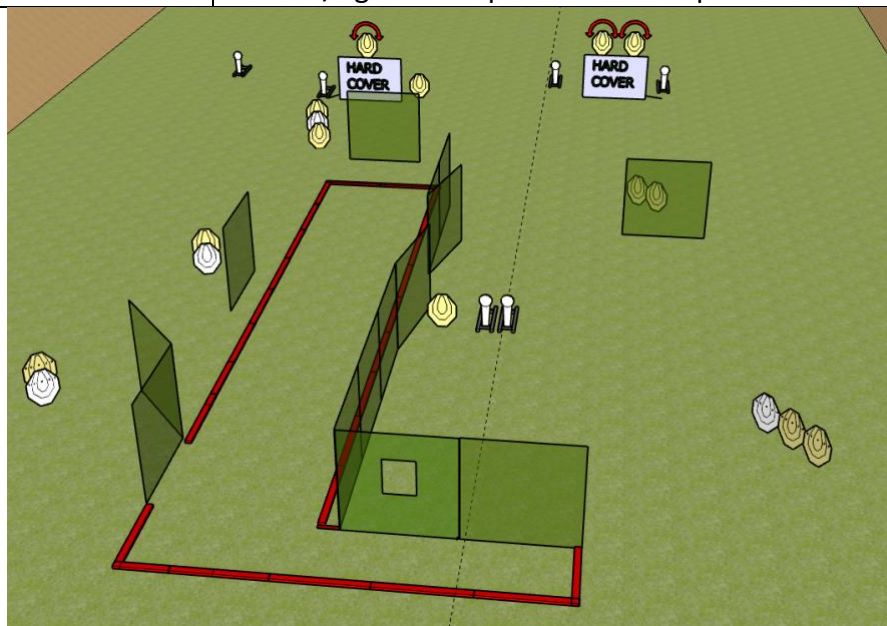
18-19.06.2022

Parzęczew

**STAGE # 6**



<b>Targets</b>	13 IPSC targets, 6 IPSC mini poppers, 4 NS
<b>Minimum number of rounds</b>	32
<b>Start position</b>	Standing erect, firearm in the ready condition, held in both hands, stock touching the competitor at hip level, barrel parallel to the ground, trigger guard downwards, muzzle pointing downrange with the fingers outside the trigger guard
<b>Firearm ready condition</b>	Loaded (Option 1)
<b>Time starts</b>	<b>Audible signal</b>
<b>Procedure</b>	<b>Upon signal engage targets.</b> IPSC mini popper P2 activates moving IPSC target T5. IPSC mini popper P3 activates moving IPSC targets T7 and T8. All moving targets remain visible at rest.
<b>Safety angles</b>	90° left/right and top of the backstop





## Shooting Academy CUP 2022 Level 3

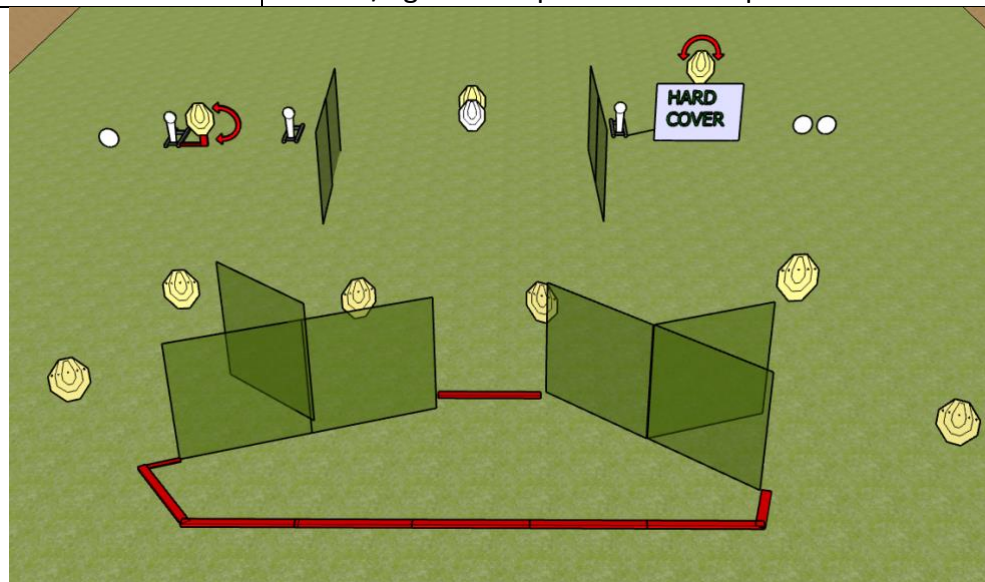
18-19.06.2022

Parzęczew

**STAGE # 7**



<b>Targets</b>	9 IPSC targets, 3 IPSC mini poppers, 3 IPSC Metal Plates, 1 NS
<b>Minimum number of rounds</b>	24
<b>Start position</b>	Standing erect, firearm in the ready condition, held in both hands, stock touching the competitor at hip level, barrel parallel to the ground, trigger guard downwards, muzzle pointing downrange with the fingers outside the trigger guard
<b>Firearm ready condition</b>	Loaded (Option 1)
<b>Time starts</b>	<b>Audible signal</b>
<b>Procedure</b>	<b>Upon signal engage targets.</b> IPSC mini popper P1 activates moving IPSC target T3. IPSC mini popper P3 activates moving IPSC target T5. All moving targets remain visible at rest.
<b>Safety angles</b>	90° left/right and top of the backstop







## Shooting Academy CUP 2022 Level 3

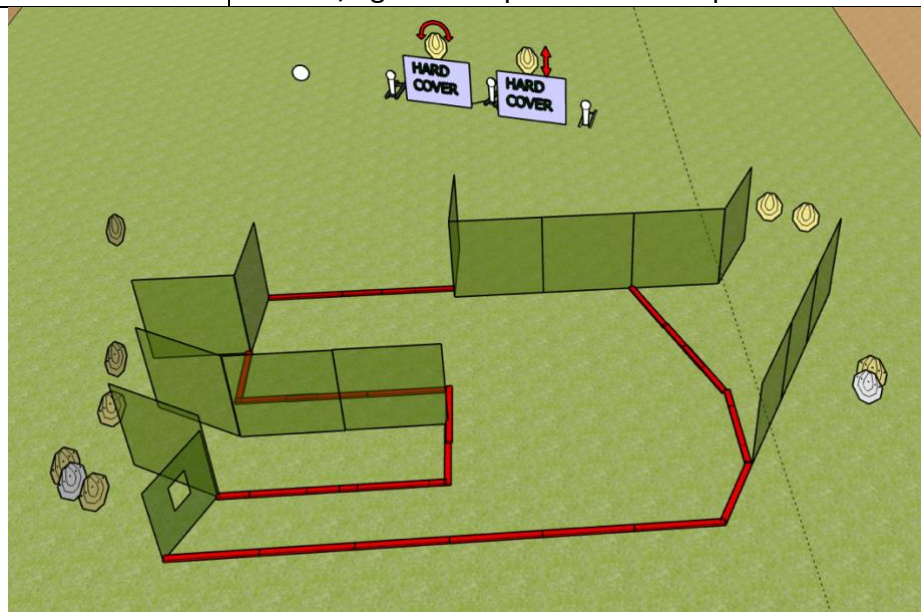
18-19.06.2022

Parzęczew

**STAGE # 8**



<b>Targets</b>	10 IPSC targets, 3 IPSC mini poppers, 1 IPSC Metal Plate, 2 NS
<b>Minimum number of rounds</b>	24
<b>Start position</b>	Standing erect, firearm in the ready condition, held in both hands, stock touching the competitor at hip level, barrel parallel to the ground, trigger guard downwards, muzzle pointing downrange with the fingers outside the trigger guard
<b>Firearm ready condition</b>	Loaded (Option 1)
<b>Time starts</b>	<b>Audible signal</b>
<b>Procedure</b>	<b>Upon signal engage targets.</b> IPSC mini popper P1 activates moving IPSC target T6. IPSC mini popper P2 activates moving IPSC target T7. All moving targets remain visible at rest.
<b>Safety angles</b>	90° left/right and top of the backstop







## Shooting Academy CUP 2022 Level 3

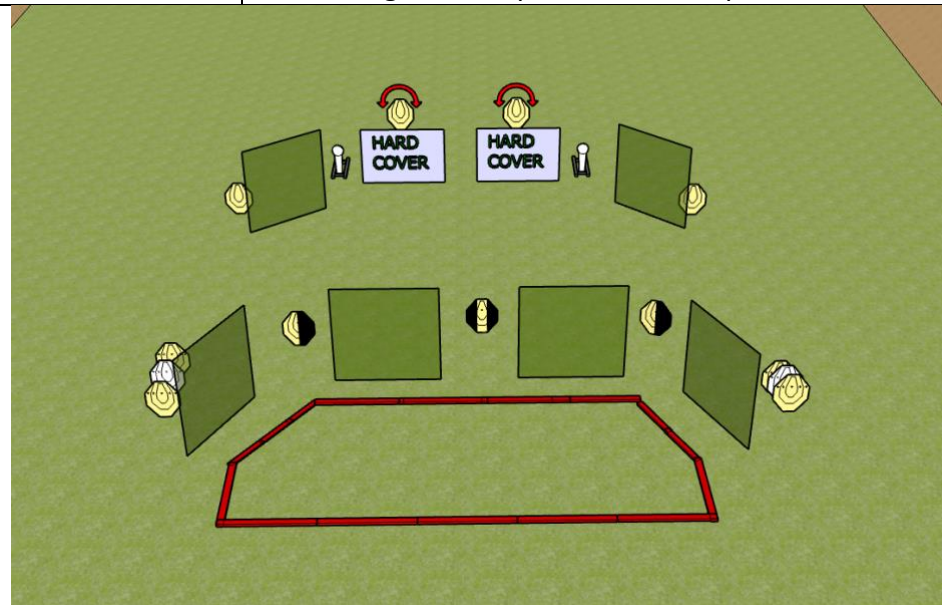
18-19.06.2022

Parzęczew

**STAGE # 9**



<b>Targets</b>	11 IPSC targets, 2 IPSC mini poppers, 2 NS
<b>Minimum number of rounds</b>	24
<b>Start position</b>	Standing erect, firearm in the ready condition, held in both hands, stock touching the competitor at hip level, barrel parallel to the ground, trigger guard downwards, muzzle pointing downrange with the fingers outside the trigger guard
<b>Firearm ready condition</b>	Loaded (Option 1)
<b>Time starts</b>	<b>Audible signal</b>
<b>Procedure</b>	<b>Upon signal engage targets.</b> IPSC mini popper P1 activates moving IPSC target T4. IPSC mini popper P2 activates moving IPSC target T5. All moving targets remain visible at rest.
<b>Safety angles</b>	90° left/right and top of the backstop





## Shooting Academy CUP 2022 Level 3

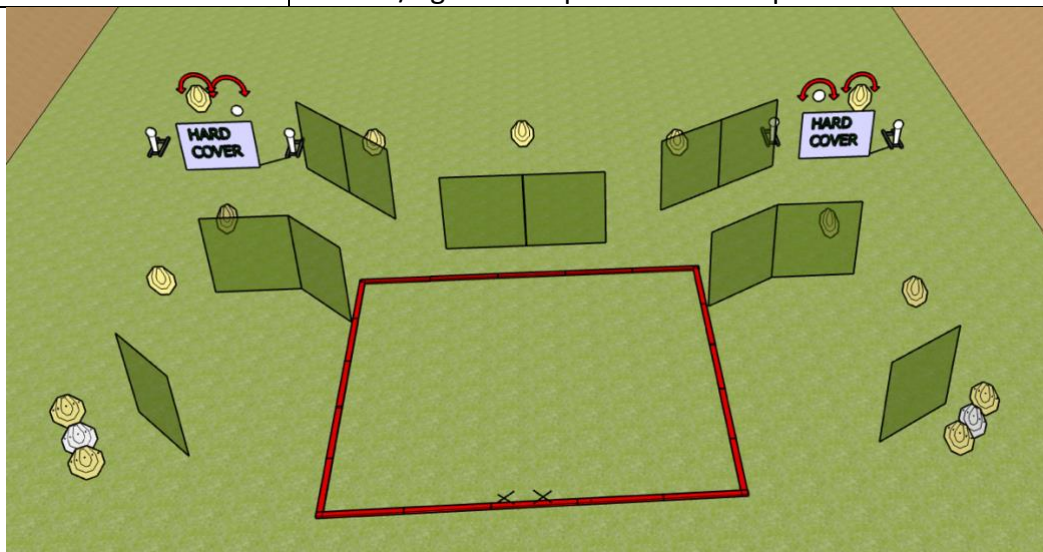
18-19.06.2022

Parzęczew

**STAGE # 10**



<b>Targets</b>	13 IPSC targets, 4 IPSC mini poppers, 2 IPSC Metal Plates, 2 NS
<b>Minimum number of rounds</b>	32
<b>Start position</b>	Standing erect with heels at marks, firearm in the ready condition, held in both hands, stock touching the competitor at hip level, barrel parallel to the ground, trigger guard downwards, muzzle pointing downrange with the fingers outside the trigger guard, as demonstrated
<b>Firearm ready condition</b>	Loaded (Option 1)
<b>Time starts</b>	<b>Audible signal</b>
<b>Procedure</b>	<b>Upon signal engage targets.</b> IPSC mini popper P2 activates moving IPSC targets T5 and MPL1. IPSC mini popper P4 activates moving IPSC targets T9 and MPL2. All moving targets remain visible at rest.
<b>Safety angles</b>	90° left/right and top of the backstop





## Shooting Academy CUP 2022 Level 3

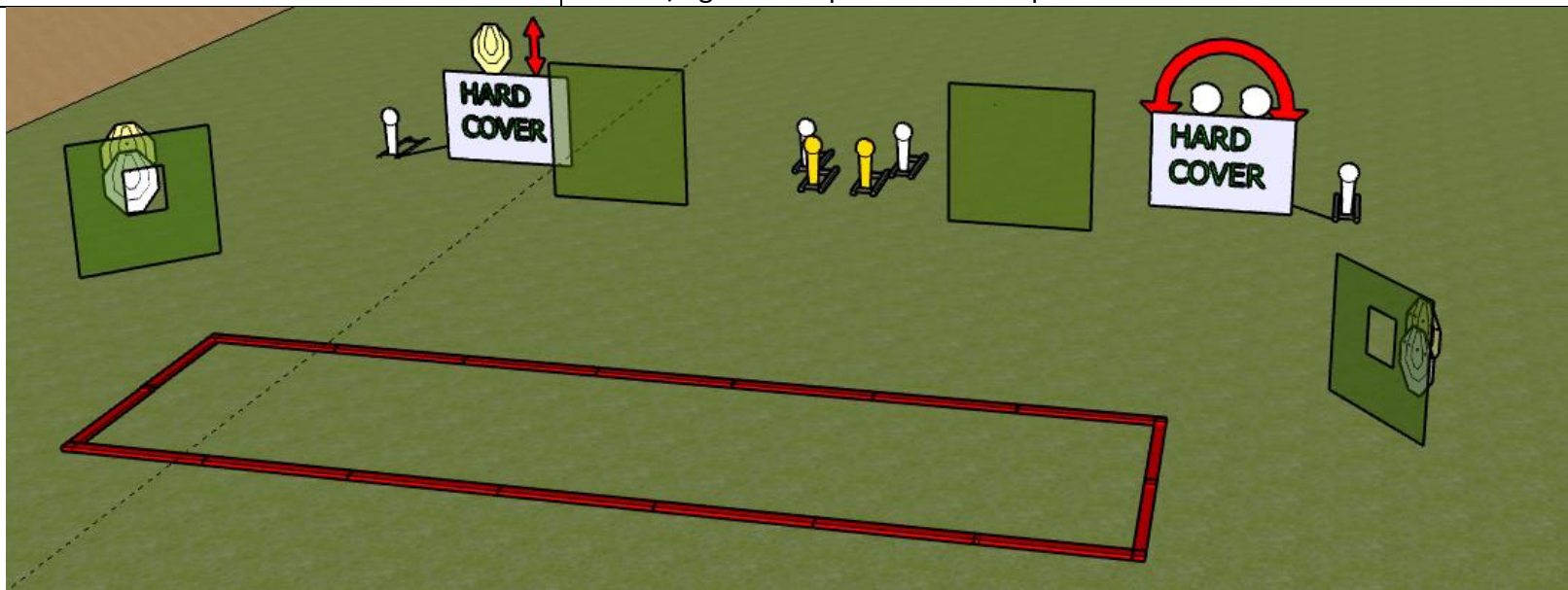
18-19.06.2022

Parzęczew

**STAGE # 11**



<b>Targets</b>	3 IPSC targets, 4 IPSC mini poppers, 2 IPSC Metal Plates, 4 NS
<b>Minimum number of rounds</b>	12
<b>Start position</b>	Standing erect, firearm in the ready condition, held in both hands, stock touching the competitor at hip level, barrel parallel to the ground, trigger guard downwards, muzzle pointing downrange with the fingers outside the trigger guard
<b>Firearm ready condition</b>	Loaded (Option 1)
<b>Time starts</b>	<b>Audible signal</b>
<b>Procedure</b>	<b>Upon signal engage targets.</b> IPSC mini popper P1 activates moving IPSC target T2. IPSC mini popper P2 activates moving MPL1/2. All moving targets remain visible at rest.
<b>Safety angles</b>	90° left/right and top of the backstop







## Shooting Academy CUP 2022 Level 3

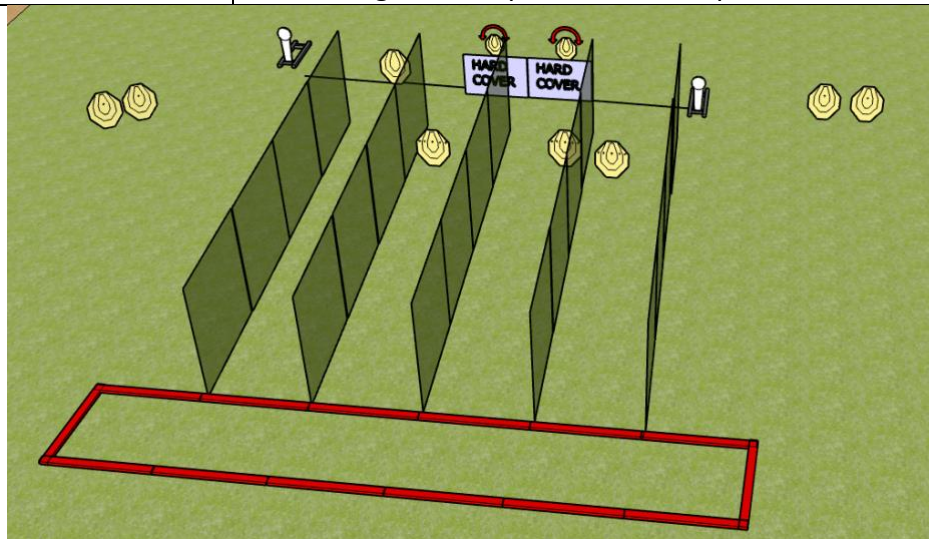
18-19.06.2022

Parzęczew

**STAGE # 12**



<b>Targets</b>	10 IPSC targets, 2 IPSC mini poppers
<b>Minimum number of rounds</b>	22
<b>Start position</b>	Standing erect, firearm in the ready condition, held in both hands, stock touching the competitor at hip level, barrel parallel to the ground, trigger guard downwards, muzzle pointing downrange with the fingers outside the trigger guard
<b>Firearm ready condition</b>	Loaded (Option 1)
<b>Time starts</b>	<b>Audible signal</b>
<b>Procedure</b>	<b>Upon signal engage targets.</b> IPSC mini popper P1 activates moving IPSC target T5. IPSC mini popper P2 activates moving IPSC target T7. All moving targets remain visible at rest.
<b>Safety angles</b>	90° left/right and top of the backstop





## Shooting Academy CUP 2022 Level 3

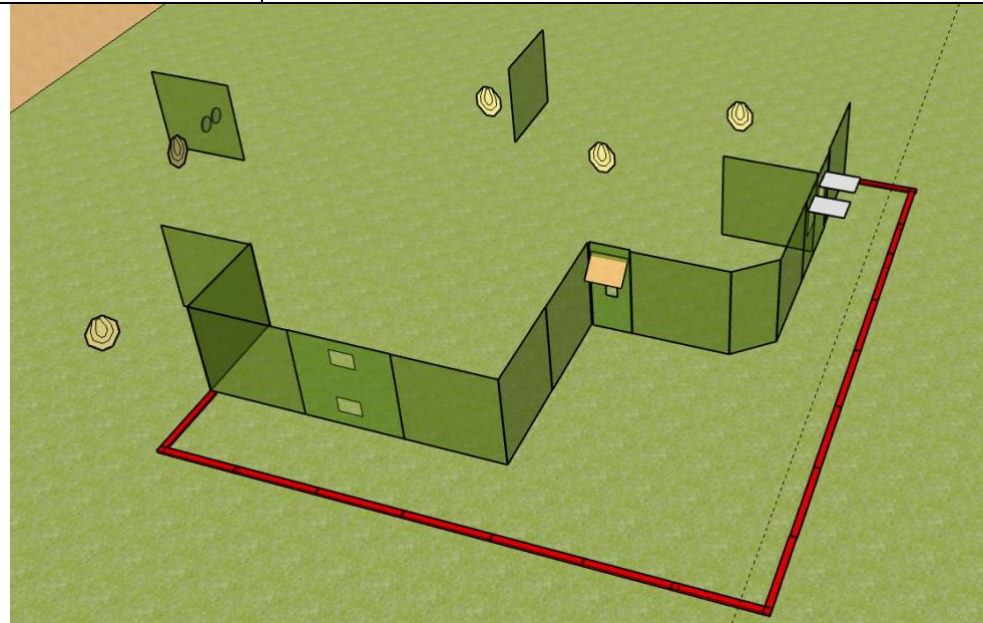
18-19.06.2022

Parzęczew

**STAGE # 13**



<b>Targets</b>	5 IPSC targets, 2 IPSC Metal Plates, 5 NS
<b>Minimum number of rounds</b>	12
<b>Start position</b>	Standing erect, firearm in the ready condition, held in both hands, stock touching the competitor at hip level, barrel parallel to the ground, trigger guard downwards, muzzle pointing downrange with the fingers outside the trigger guard
<b>Firearm ready condition</b>	Loaded (Option 1)
<b>Time starts</b>	<b>Audible signal</b>
<b>Procedure</b>	<b>Upon signal engage targets.</b>
<b>Safety angles</b>	90° left/right and top of the backstop





## Shooting Academy CUP 2022 Level 3

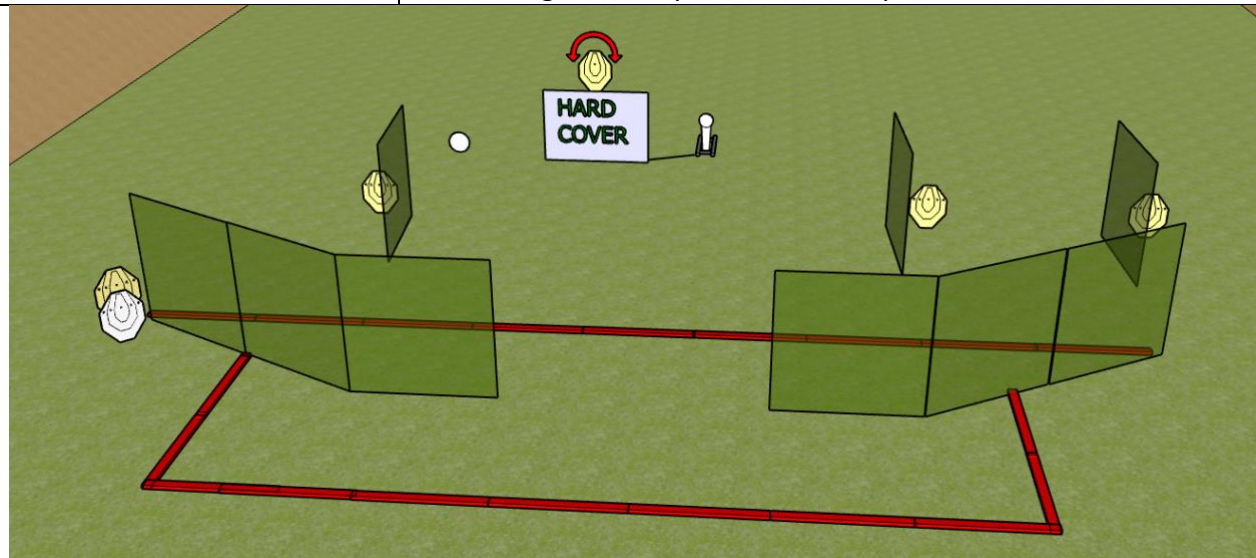
18-19.06.2022

Parzęczew

**STAGE # 14**



<b>Targets</b>	5 IPSC targets, 1 IPSC mini popper, 1 IPSC Metal Plate, 1 NS
<b>Minimum number of rounds</b>	12
<b>Start position</b>	Standing erect, firearm in the ready condition, held in both hands, stock touching the competitor at hip level, barrel parallel to the ground, trigger guard downwards, muzzle pointing downrange with the fingers outside the trigger guard
<b>Firearm ready condition</b>	Loaded (Option 1)
<b>Time starts</b>	<b>Audible signal</b>
<b>Procedure</b>	<b>Upon signal engage targets.</b> IPSC mini popper P1 activates moving IPSC target T3. All moving targets remain visible at rest.
<b>Safety angles</b>	90° left/right and top of the backstop







## Shooting Academy CUP 2022 Level 3

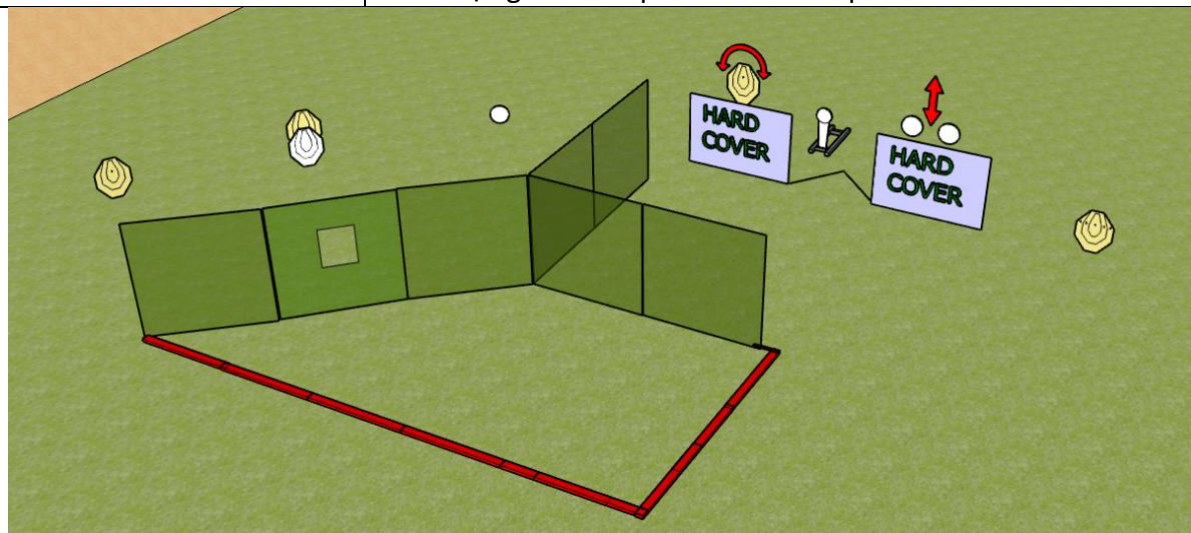
18-19.06.2022

Parzęczew

**STAGE # 15**



<b>Targets</b>	4 IPSC targets, 1 IPSC mini popper, 3 IPSC Metal Plates, 1 NS
<b>Minimum number of rounds</b>	12
<b>Start position</b>	Standing erect, firearm in the ready condition, held in both hands, stock touching the competitor at hip level, barrel parallel to the ground, trigger guard downwards, muzzle pointing downrange with the fingers outside the trigger guard
<b>Firearm ready condition</b>	Loaded (Option 1)
<b>Time starts</b>	<b>Audible signal</b>
<b>Procedure</b>	<b>Upon signal engage targets.</b> IPSC mini popper P1 activates moving IPSC targets T5 and MPL2/3. All moving targets remain visible at rest.
<b>Safety angles</b>	90° left/right and top of the backstop





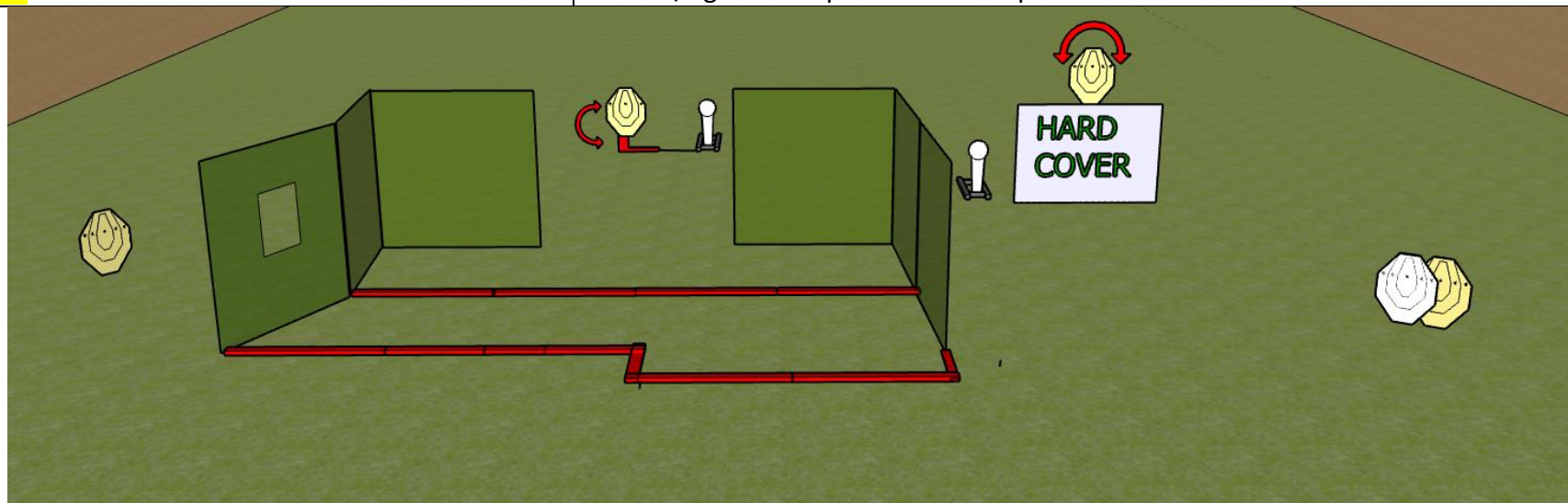
18-19.06.2022

# Parzęczew

## STAGE # 16



<b>Targets</b>	4 IPSC targets, 2 IPSC mini poppers, 1 NS
<b>Minimum number of rounds</b>	12
<b>Start position</b>	Standing erect, firearm in the ready condition, held in both hands, stock touching the competitor at hip level, barrel parallel to the ground, trigger guard downwards, muzzle pointing downrange with the fingers outside the trigger guard
<b>Firearm ready condition</b>	Loaded (Option 1)
<b>Time starts</b>	<b>Audible signal</b>
<b>Procedure</b>	<b>Upon signal engage targets.</b> IPSC mini popper P1 activates moving IPSC target T2. IPSC mini popper P2 activates moving IPSC targets T3. All moving targets remain visible at rest.
<b>Safety angles</b>	90° left/right and top of the backstop





## Shooting Academy CUP 2022 Level 3

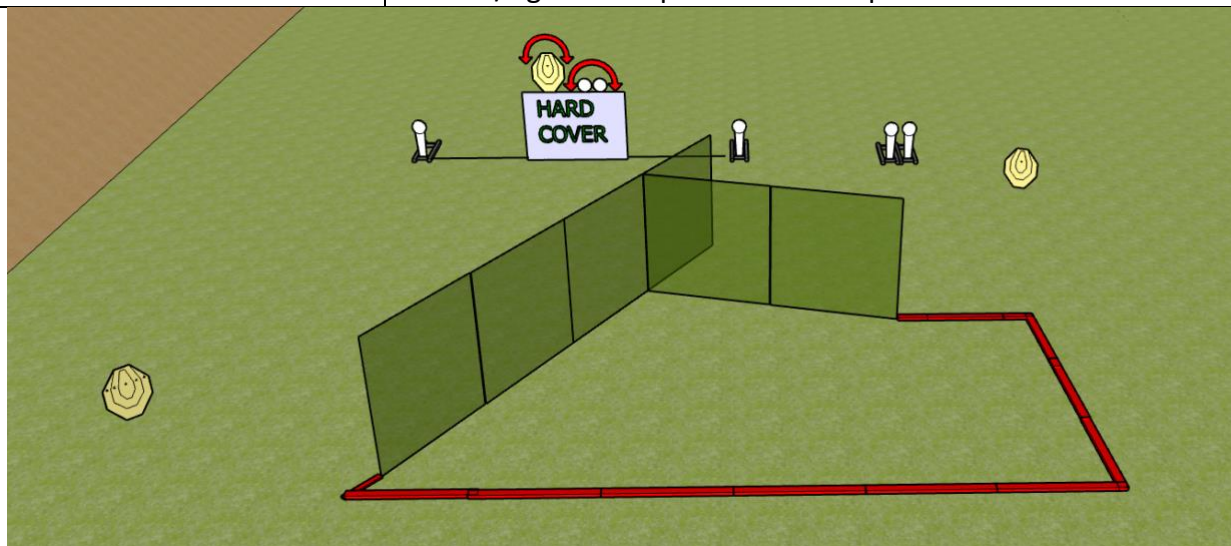
18-19.06.2022

Parzęczew

**STAGE # 17**



<b>Targets</b>	3 IPSC targets, 4 IPSC mini poppers, 2 IPSC Metal Plates
<b>Minimum number of rounds</b>	12
<b>Start position</b>	Standing erect, firearm in the ready condition, held in both hands, stock touching the competitor at hip level, barrel parallel to the ground, trigger guard downwards, muzzle pointing downrange with the fingers outside the trigger guard
<b>Firearm ready condition</b>	Loaded (Option 1)
<b>Time starts</b>	<b>Audible signal</b>
<b>Procedure</b>	<b>Upon signal engage targets.</b> IPSC mini popper P1 activates moving IPSC target T2. IPSC mini popper P2 activates moving targets MPL1/2. All moving targets remain visible at rest.
<b>Safety angles</b>	90° left/right and top of the backstop







## Shooting Academy CUP 2022 Level 3

18-19.06.2022

Parzęczew

**STAGE # 18**



<b>Targets</b>	1 IPSC target, 5 IPSC mini poppers, 5 IPSC Metal Plates
<b>Minimum number of rounds</b>	12
<b>Start position</b>	Standing erect, firearm in the ready condition, held in both hands, stock touching the competitor at hip level, barrel parallel to the ground, trigger guard downwards, muzzle pointing downrange with the fingers outside the trigger guard
<b>Firearm ready condition</b>	Loaded (Option 1)
<b>Time starts</b>	<b>Audible signal</b>
<b>Procedure</b>	<b>Upon signal engage targets.</b> IPSC mini popper P1 activates moving targets MPL3/4. IPSC mini popper P4 activates moving IPSC target T1. All moving targets remain visible at rest.
<b>Safety angles</b>	90° left/right and top of the backstop

