
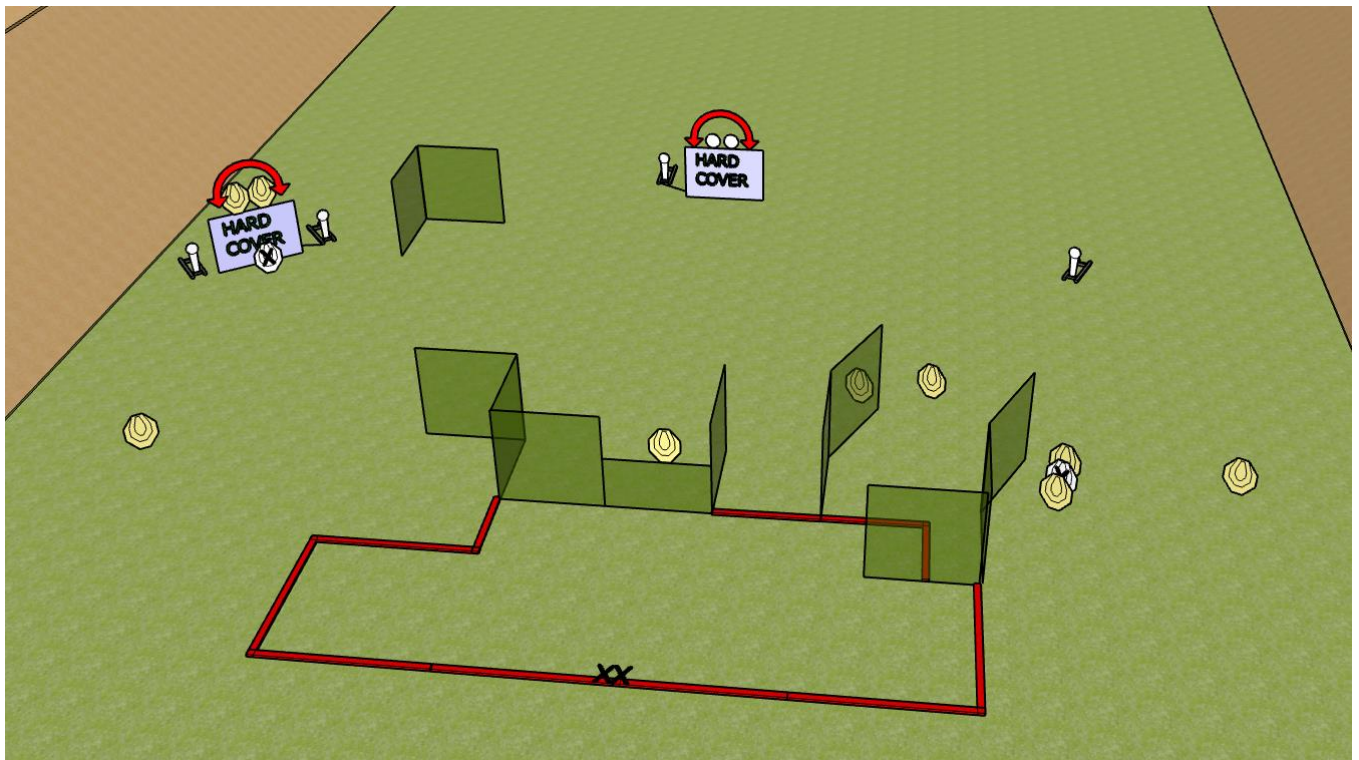


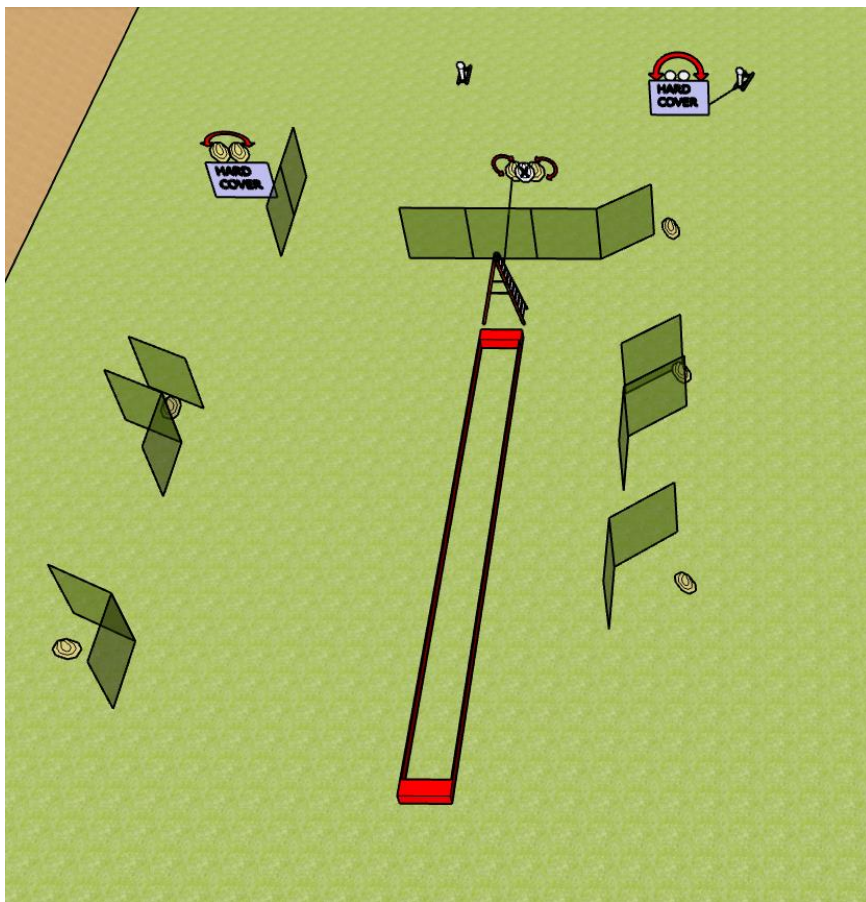
	<h1>Shooting Academy CUP 2023 Level 3</h1>	
	<p>8-9.06.2024</p> <p>Parzęczew</p>	
	<p><b>STAGE # 1</b></p>	

<b>Targets</b>	9 IPSC targets, 1 IPSC popper, 3 IPSC mini poppers, 2 IPSC Metal Plates, 2NS
<b>Minimum number of rounds</b>	24
<b>Start position</b>	Standing erect with heels at marks, firearm in the ready condition, held in both hands, stock touching the competitor at hip level, barrel parallel to the ground, trigger guard downwards, muzzle pointing downrange with the fingers outside the trigger guard
<b>Firearm ready condition</b>	Loaded (Option 1)
<b>Time starts</b>	<b>Audible signal</b>
<b>Procedure</b>	<b>Upon a signal engage targets.</b> IPSC mini popper P1 activates moving IPSC targets T2/3. IPSC mini popper P3 activates moving MPL1/2. All moving targets remain visible at rest.
<b>Safety angles</b>	90° left/right and top of the backstop



	<h2 style="color: blue;">Shooting Academy CUP 2023 Level 3</h2>	
	<p>8-9.06.2024</p> <p>Parzęczew</p>	
	<p><b>STAGE # 2</b></p>	

<b>Targets</b>	9 IPSC targets, 2 IPSC mini poppers, 2 IPSC Metal Plates, 1NS
<b>Minimum number of rounds</b>	22
<b>Start position</b>	Standing erect, firearm in the ready condition, held in both hands, stock touching the competitor at hip level, barrel parallel to the ground, trigger guard downwards, muzzle pointing downrange with the fingers outside the trigger guard
<b>Firearm ready condition</b>	Loaded (Option 2)
<b>Time starts</b>	<b>Audible signal</b>
<b>Procedure</b>	<b>Upon a signal engage targets.</b> IPSC mini popper P1 activates moving IPSC targets T4/5. Pulling the rope activates moving IPSC targets T6/7. IPSC mini popper P2 activates moving IPSC metal plates MPL1/2. All moving targets remain visible at rest.
<b>Safety angles</b>	90° left/right and top of the backstop





# Shooting Academy CUP 2023 Level 3

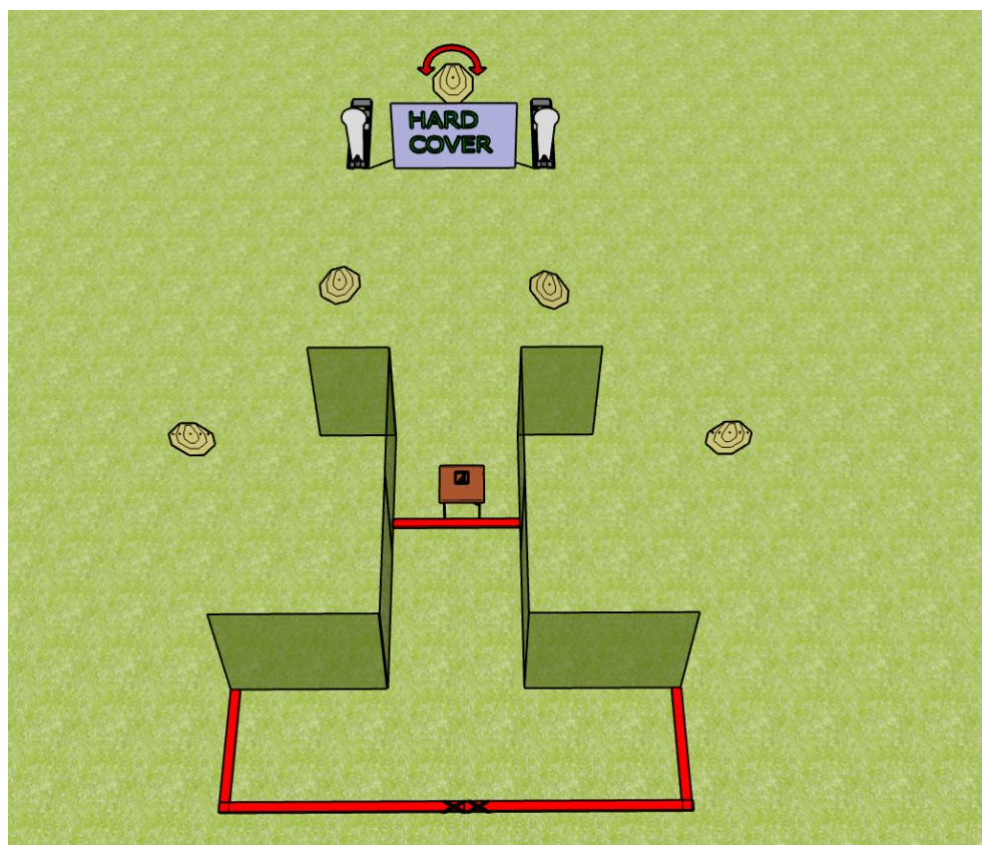
8-9.06.2024

Parzęczew



**STAGE # 3**



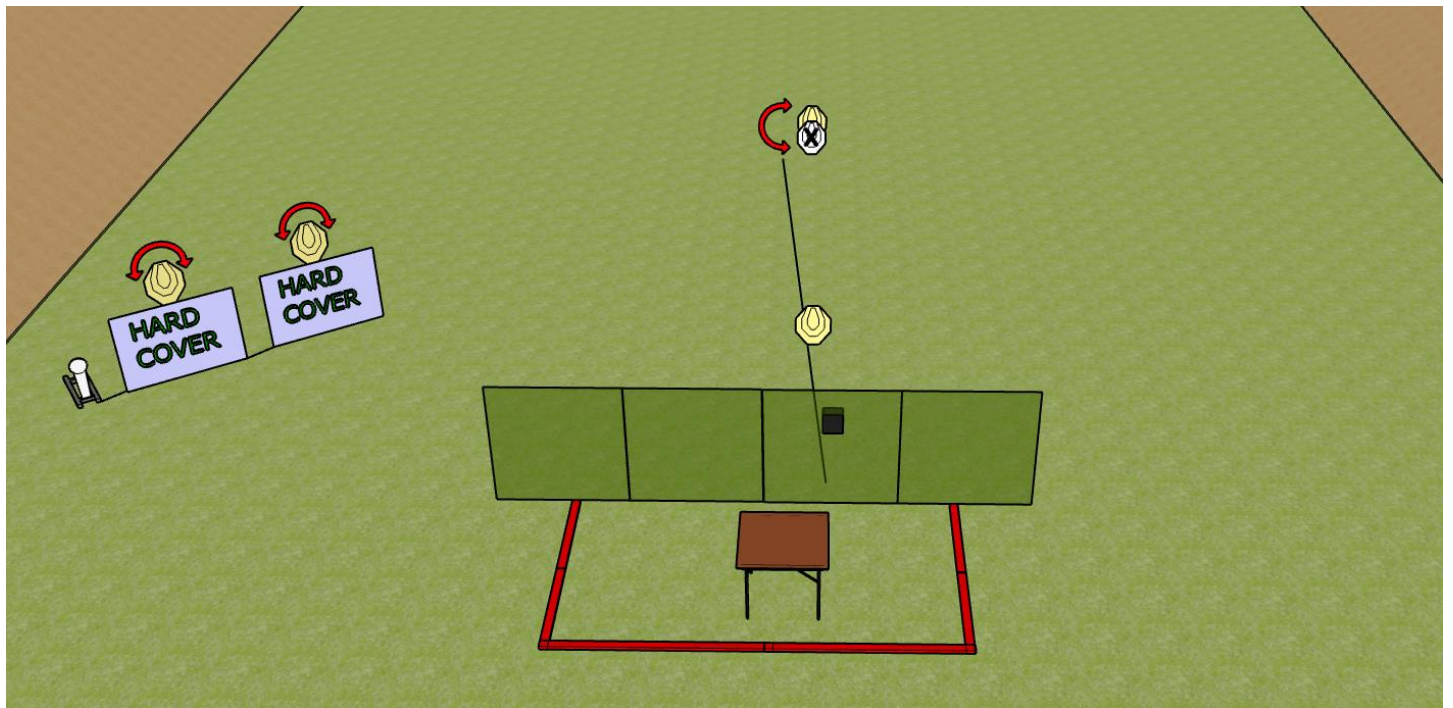
<b>Targets</b>	5 IPSC targets, 2 IPSC mini poppers
<b>Minimum number of rounds</b>	12
<b>Start position</b>	Standing erect, heels at marks
<b>Firearm ready condition</b>	Unloaded (Option 3), on the table, muzzle pointing downrange, all magazines on the table
<b>Time starts</b>	<b>Audible signal</b>
<b>Procedure</b>	<b>Upon a signal engage targets.</b> IPSC mini popper P1 activates moving IPSC target T1 All moving targets remain visible at rest.
<b>Safety angles</b>	90° left/right and top of the backstop







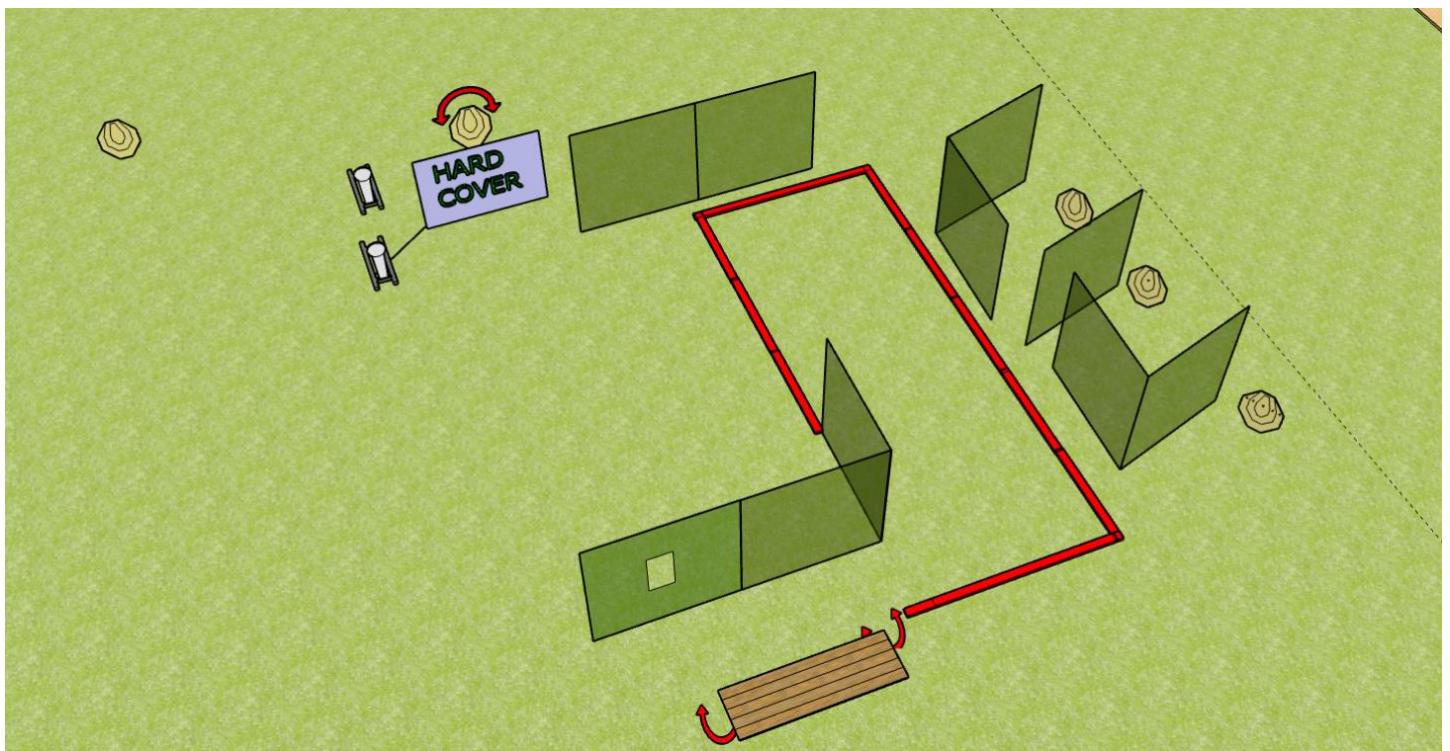
	<h2 style="color: blue;">Shooting Academy CUP 2023 Level 3</h2>	
	<p>8-9.06.2024</p> <p>Parzęczew</p>	
	<p><b>STAGE # 4</b></p>	

<b>Targets</b>	4 IPSC targets, 1 IPSC mini popper, 1 NS
<b>Minimum number of rounds</b>	9
<b>Start position</b>	Standing erect, firearm in the ready condition, held in both hands, stock touching the competitor at hip level, barrel parallel to the ground, trigger guard downwards, muzzle pointing downrange with the fingers outside the trigger guard
<b>Firearm ready condition</b>	Loaded (Option 1)
<b>Time starts</b>	<b>Audible signal</b>
<b>Procedure</b>	<b>Upon a signal engage targets.</b> IPSC mini popper P1 activates moving IPSC targets T1/2. Pulling the rope reveal IPSC target T3. All moving targets remain visible at rest.
<b>Safety angles</b>	90° left/right and top of the backstop





	<h1>Shooting Academy CUP 2023 Level 3</h1>	
	<p>8-9.06.2024</p> <p>Parzęczew</p>	
	<p><b>STAGE # 5</b></p>	

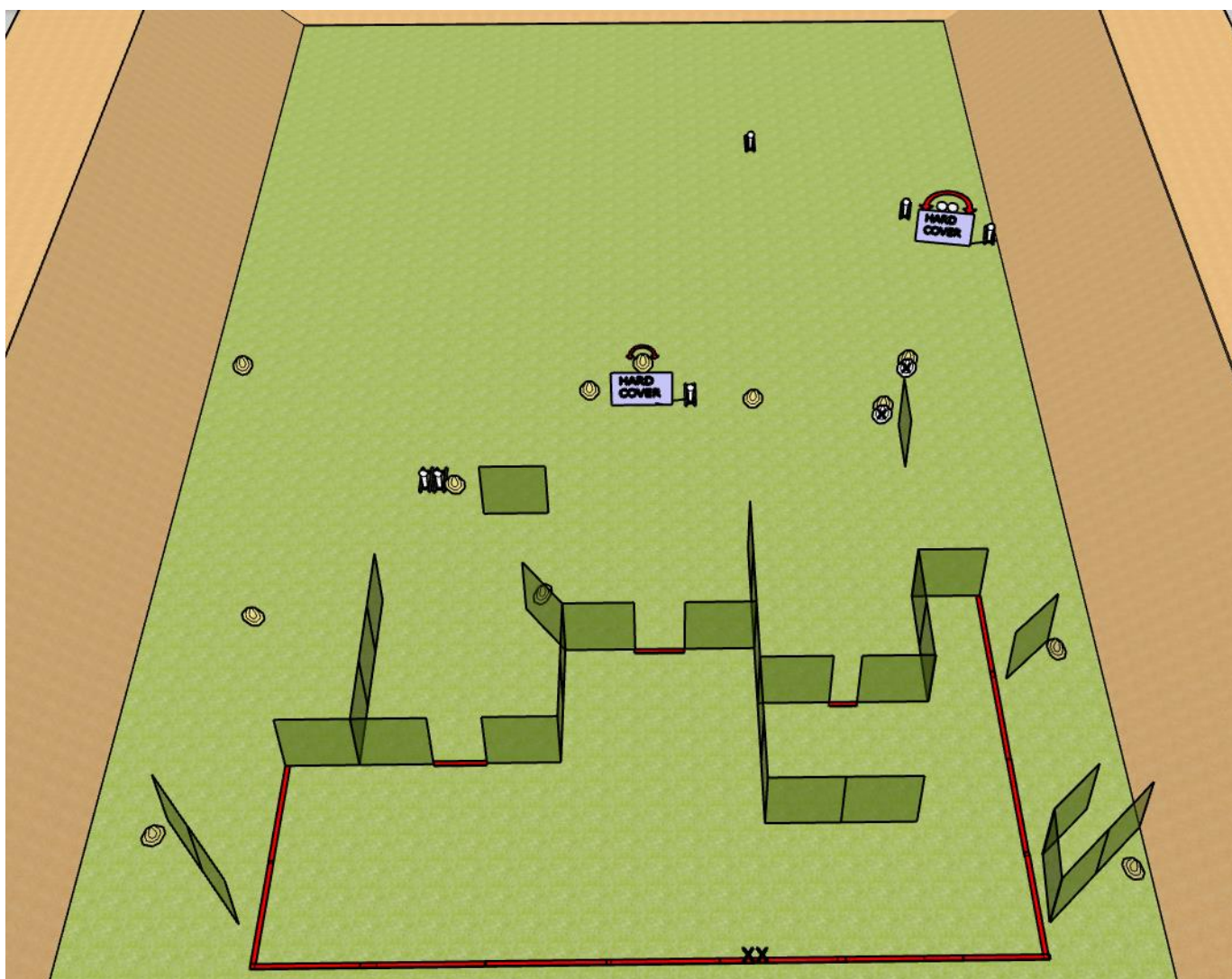
<b>Targets</b>	5 IPSC targets, 2 IPSC mini poppers
<b>Minimum number of rounds</b>	12
<b>Start position</b>	Standing erect, firearm in the ready condition, held in both hands, stock touching the competitor at hip level, barrel parallel to the ground, trigger guard downwards, muzzle pointing downrange with the fingers outside the trigger guard
<b>Firearm ready condition</b>	Loaded (Option 1)
<b>Time starts</b>	<b>Audible signal</b>
<b>Procedure</b>	<b>Upon a signal engage targets.</b> IPSC mini popper P1 activates moving IPSC target T2. All moving targets remain visible at rest.
<b>Safety angles</b>	90° left/right and top of the backstop






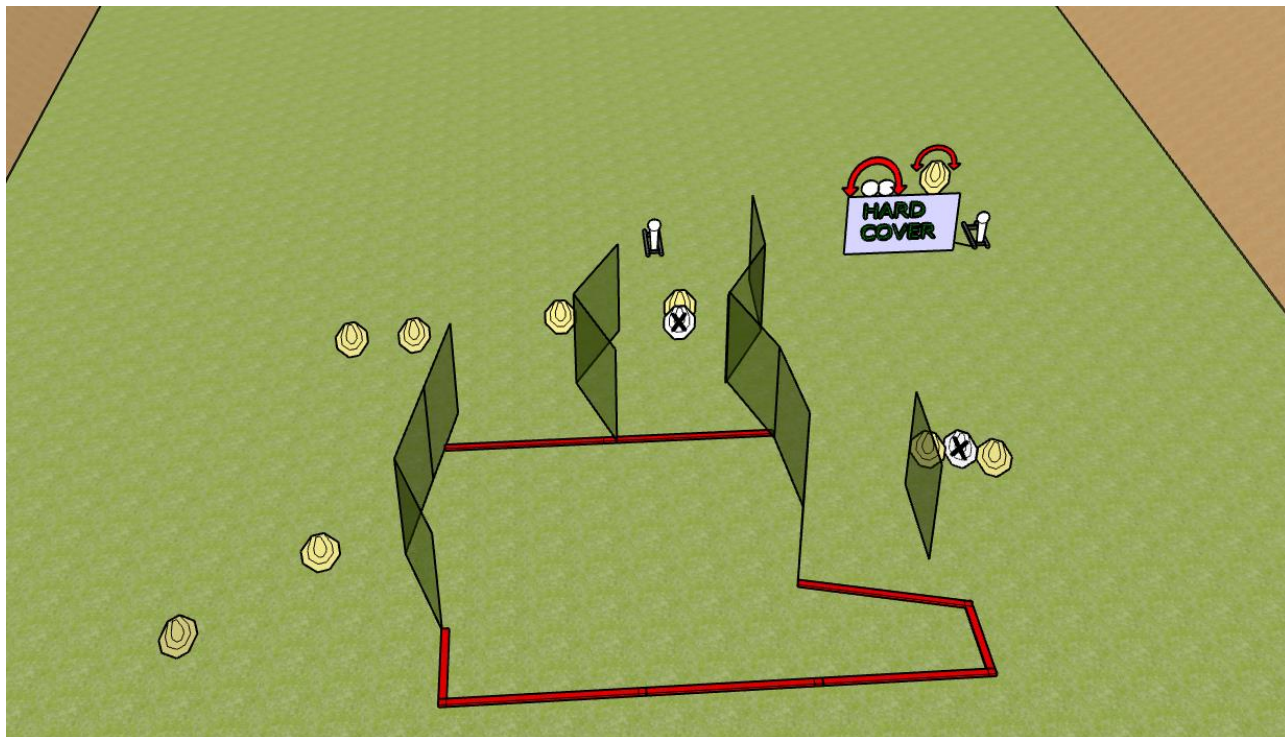
	<h2>Shooting Academy CUP 2023 Level 3</h2>	
	<p>8-9.06.2024</p> <p>Parzęczew</p>	
	<p><b>STAGE # 6</b></p>	

<b>Targets</b>	12 IPSC targets, 6 IPSC mini poppers, 2 IPSC Metal Plates, 2 NS
<b>Minimum number of rounds</b>	32
<b>Start position</b>	Standing erect with heels at marks, firearm in the ready condition, held in both hands, stock touching the competitor at hip level, barrel parallel to the ground, trigger guard downwards, muzzle pointing downrange with the fingers outside the trigger guard
<b>Firearm ready condition</b>	Loaded (Option 1)
<b>Time starts</b>	<b>Audible signal</b>
<b>Procedure</b>	<b>Upon a signal engage targets.</b> IPSC mini popper P3 activates moving IPSC target T7. IPSC mini popper P6 activates moving IPSC metal plates MPL1/2. All moving targets remain visible at rest.
<b>Safety angles</b>	90° left/right and top of the backstop



	<h2>Shooting Academy CUP 2023 Level 3</h2>	
	<p>8-9.06.2024</p> <p>Parzęczew</p>	
	<p><b>STAGE # 7</b></p>	

<b>Targets</b>	9 IPSC targets, 2 IPSC mini poppers, 2 IPSC metal plates, 2 NS
<b>Minimum number of rounds</b>	22
<b>Start position</b>	Standing erect, firearm in the ready condition, held in both hands, stock touching the competitor at hip level, barrel parallel to the ground, trigger guard downwards, muzzle pointing downrange with the fingers outside the trigger guard
<b>Firearm ready condition</b>	Loaded (Option 1)
<b>Time starts</b>	<b>Audible signal</b>
<b>Procedure</b>	<b>Upon a signal engage targets.</b> IPSC mini popper P2 activates moving IPSC target T7 and moving IPSC metal plates MPL1/2. All moving targets remain visible at rest.
<b>Safety angles</b>	90° left/right and top of the backstop







# Shooting Academy CUP 2023 Level 3

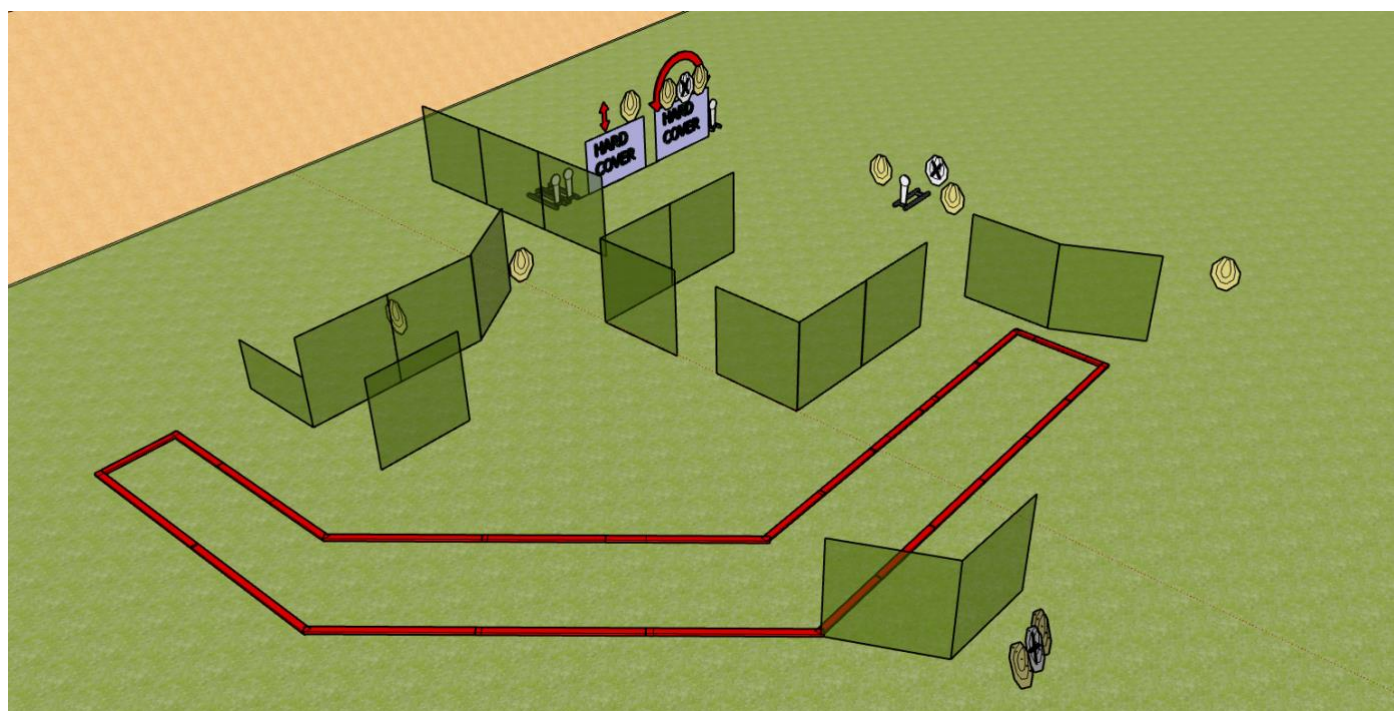
8-9.06.2024

Parzęczew

**STAGE # 8**



<b>Targets</b>	10 IPSC targets, 4 IPSC mini poppers, 3 NS
<b>Minimum number of rounds</b>	24
<b>Start position</b>	Standing erect, firearm in the ready condition, held in both hands, stock touching the competitor at hip level, barrel parallel to the ground, trigger guard downwards, muzzle pointing downrange with the fingers outside the trigger guard
<b>Firearm ready condition</b>	Loaded (Option 1)
<b>Time starts</b>	<b>Audible signal</b>
<b>Procedure</b>	<b>Upon a signal engage targets.</b> IPSC mini popper P1 activates moving IPSC target T3. IPSC mini popper P4 activates moving IPSC targets T4/5. All moving targets remain visible at rest.
<b>Safety angles</b>	90° left/right and top of the backstop







# Shooting Academy CUP 2023 Level 3

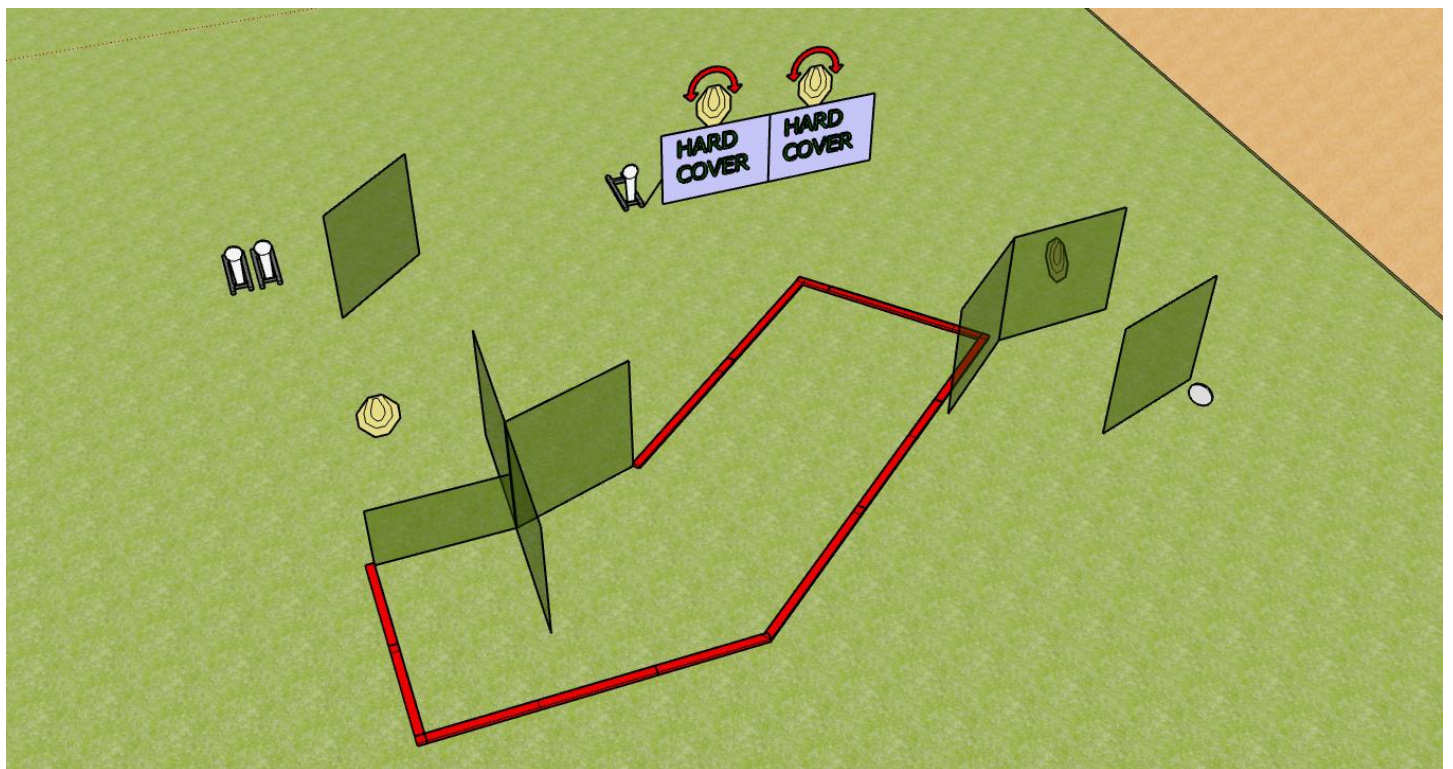
8-9.06.2024



Parzęczew

**STAGE # 9**

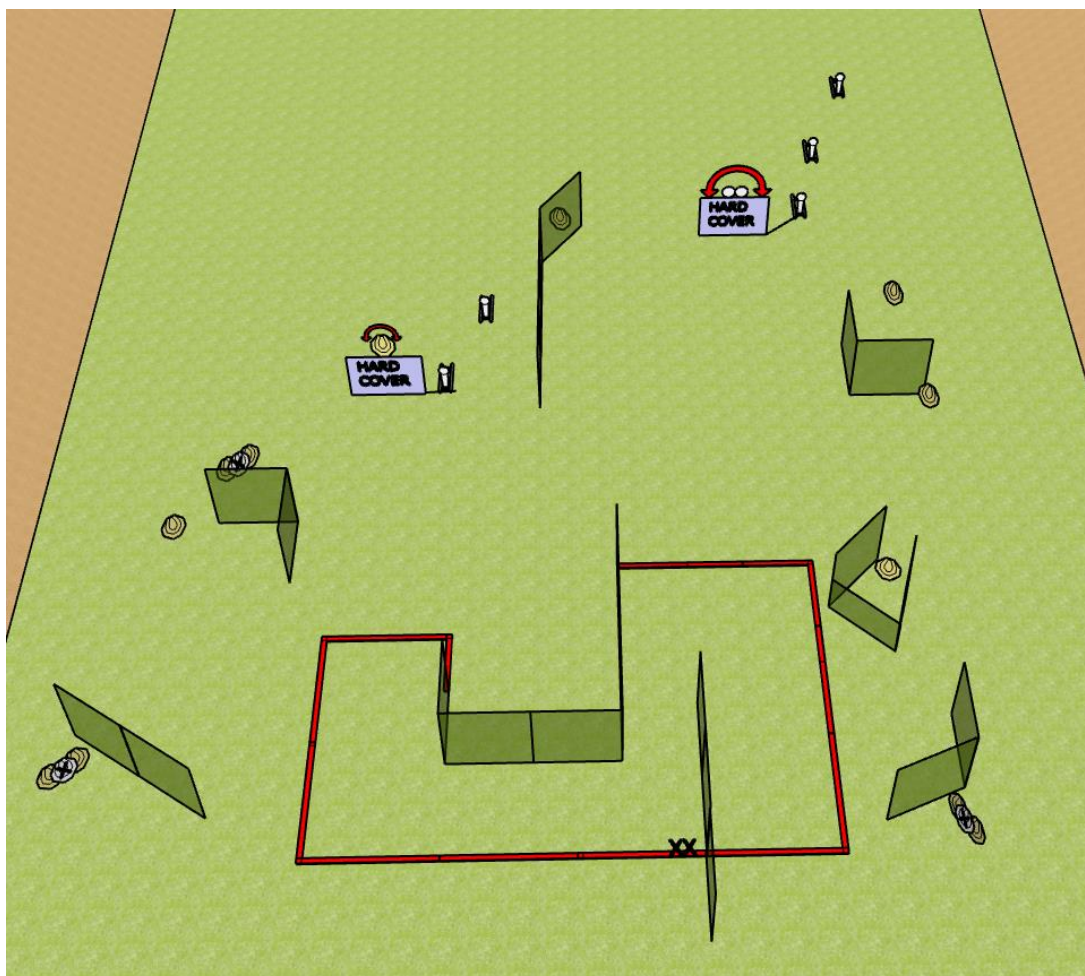


<b>Targets</b>	4 IPSC targets, 3 IPSC mini poppers, 1 IPSC metal plate
<b>Minimum number of rounds</b>	12
<b>Start position</b>	Standing erect, firearm in the ready condition, held in both hands, stock touching the competitor at hip level, barrel parallel to the ground, trigger guard downwards, muzzle pointing downrange with the fingers outside the trigger guard
<b>Firearm ready condition</b>	Loaded (Option 1)
<b>Time starts</b>	<b>Audible signal</b>
<b>Procedure</b>	<b>Upon a signal engage targets.</b> IPSC mini popper P3 activates moving IPSC targets T2/3. All moving targets remain visible at rest.
<b>Safety angles</b>	90° left/right and top of the backstop





	<h2 style="color: blue;">Shooting Academy CUP 2023 Level 3</h2>	
	<p>8-9.06.2024</p> <p>Parzęczew</p>	
	<p><b>STAGE # 10</b></p>	

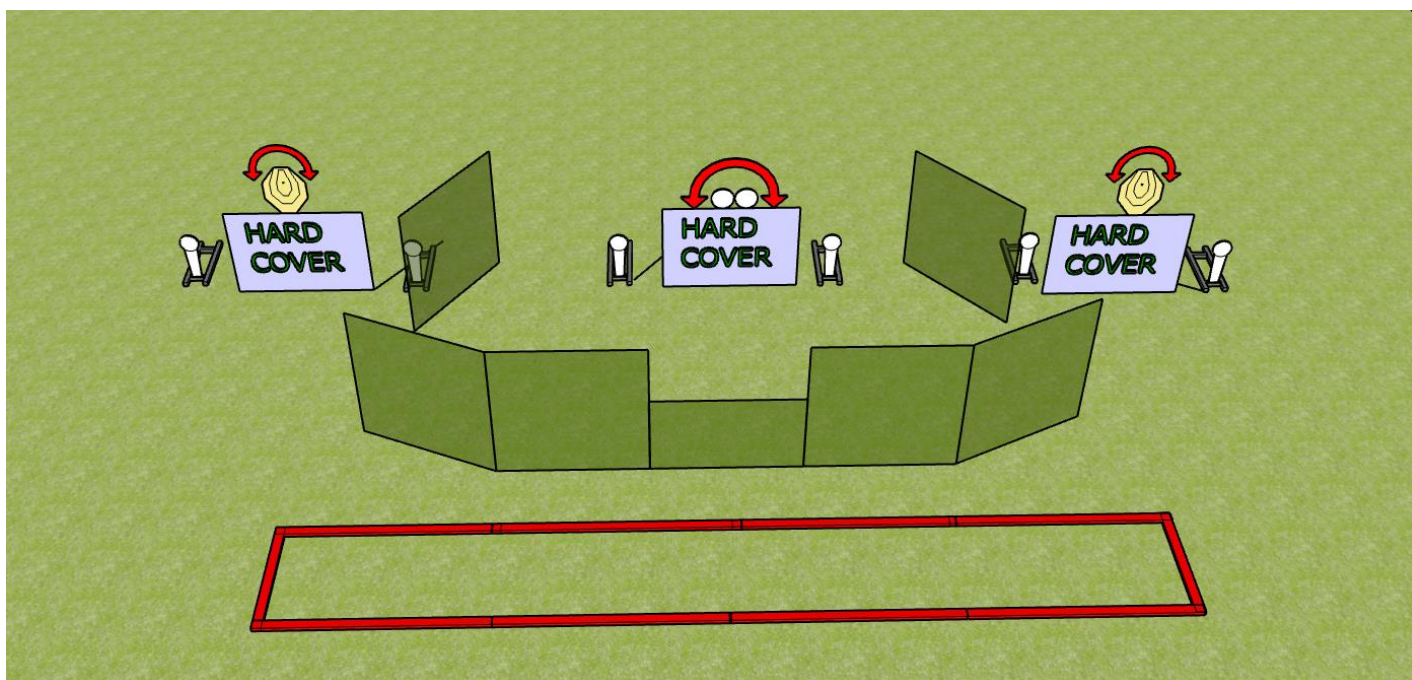
<b>Targets</b>	12 IPSC targets, 5 IPSC mini poppers, 2 IPSC metal plates, 3 NS
<b>Minimum number of rounds</b>	31
<b>Start position</b>	Standing erect with heels at marks, firearm in the ready condition, held in both hands, stock touching the competitor at hip level, barrel parallel to the ground, trigger guard downwards, muzzle pointing downrange with the fingers outside the trigger guard
<b>Firearm ready condition</b>	Loaded (Option 1)
<b>Time starts</b>	<b>Audible signal</b>
<b>Procedure</b>	<b>Upon a signal engage targets.</b> IPSC mini popper P1 activates moving IPSC target T6. IPSC mini popper P3 activates moving IPSC metal plates MPL1/2. All moving targets remain visible at rest.
<b>Safety angles</b>	90° left/right and top of the backstop







	<h2 style="color: blue;">Shooting Academy CUP 2023 Level 3</h2>	
	<p>8-9.06.2024</p> <p>Parzęczew</p>	
	<p><b>STAGE # 11</b></p>	

<b>Targets</b>	2 IPSC targets, 6 IPSC mini poppers, 2 IPSC metal plates
<b>Minimum number of rounds</b>	12
<b>Start position</b>	Standing erect, firearm in the ready condition, held in both hands, stock touching the competitor at hip level, barrel parallel to the ground, trigger guard downwards, muzzle pointing downrange with the fingers outside the trigger guard
<b>Firearm ready condition</b>	Loaded (Option 1)
<b>Time starts</b>	Audible signal
<b>Procedure</b>	Upon a signal engage targets. IPSC mini popper P2 activates moving IPSC target T1. IPSC mini popper P3 activates moving IPSC metal plates MPL1/2. IPSC mini popper P6 activates moving IPSC target T2. All moving targets remain visible at rest.
<b>Safety angles</b>	90° left/right and top of the backstop



	<h2 style="color: blue;">Shooting Academy CUP 2023 Level 3</h2>	
	<p>8-9.06.2024</p> <p>Parzęczew</p>	
	<p><b>STAGE # 12</b></p>	

<b>Targets</b>	2 IPSC targets, 6 IPSC mini poppers, 2 IPSC metal plates
<b>Minimum number of rounds</b>	12
<b>Start position</b>	Standing erect with one foot at mark, firearm in the ready condition, held in both hands, stock touching the competitor at hip level, barrel parallel to the ground, trigger guard downwards, muzzle pointing downrange with the fingers outside the trigger guard
<b>Firearm ready condition</b>	Loaded (Option 1)
<b>Time starts</b>	<b>Audible signal</b>
<b>Procedure</b>	<b>Upon a signal engage targets.</b> IPSC mini popper P3 activates moving IPSC metal plates MPL1/2 and moving IPSC targets T1/2. All moving targets remain visible at rest.
<b>Safety angles</b>	90° left/right and top of the backstop

