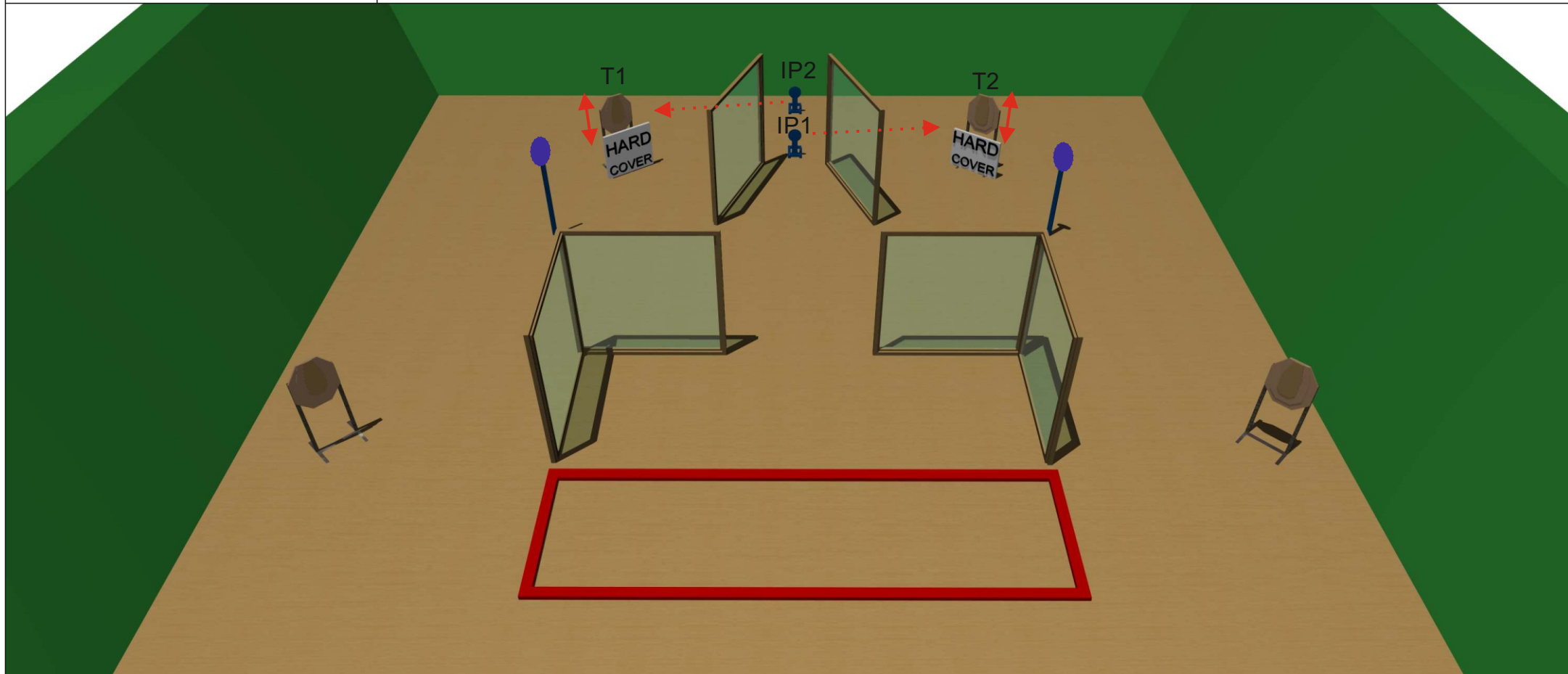
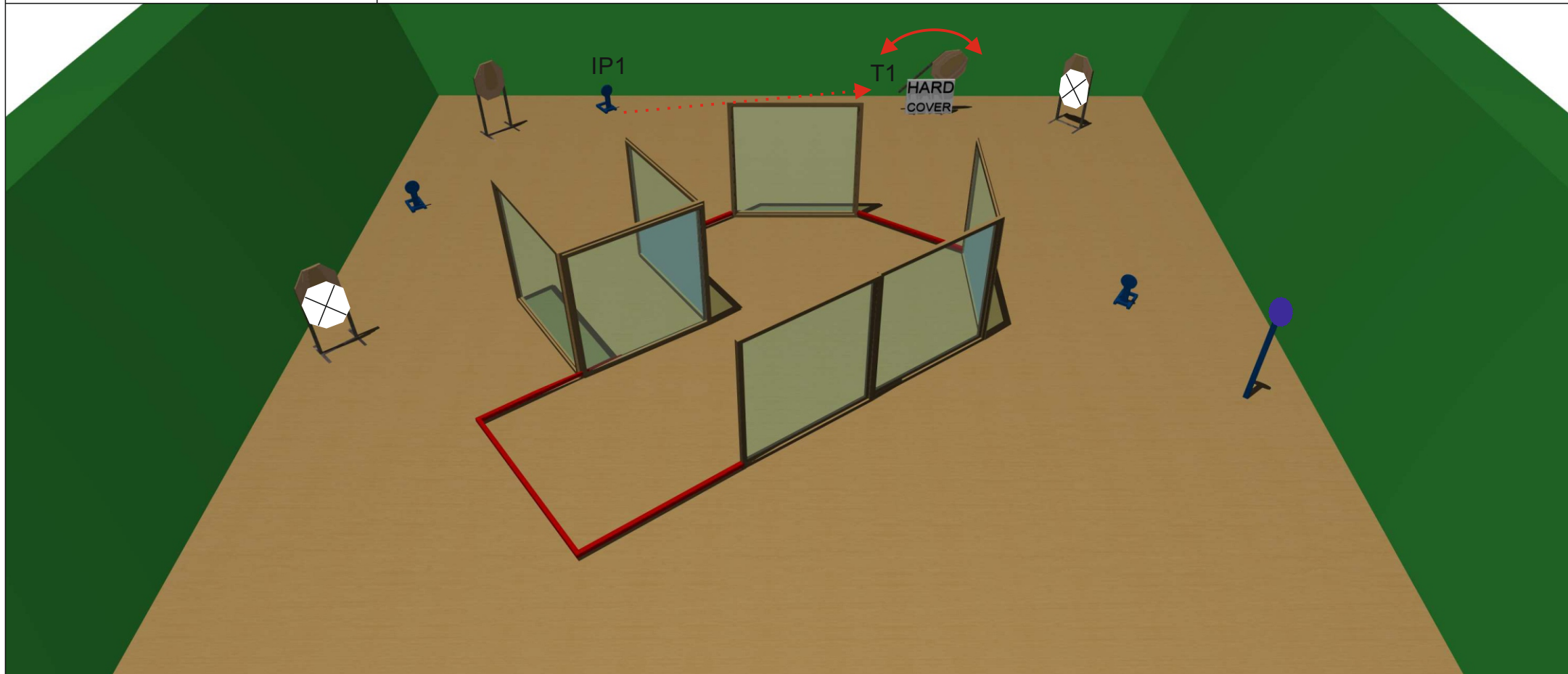


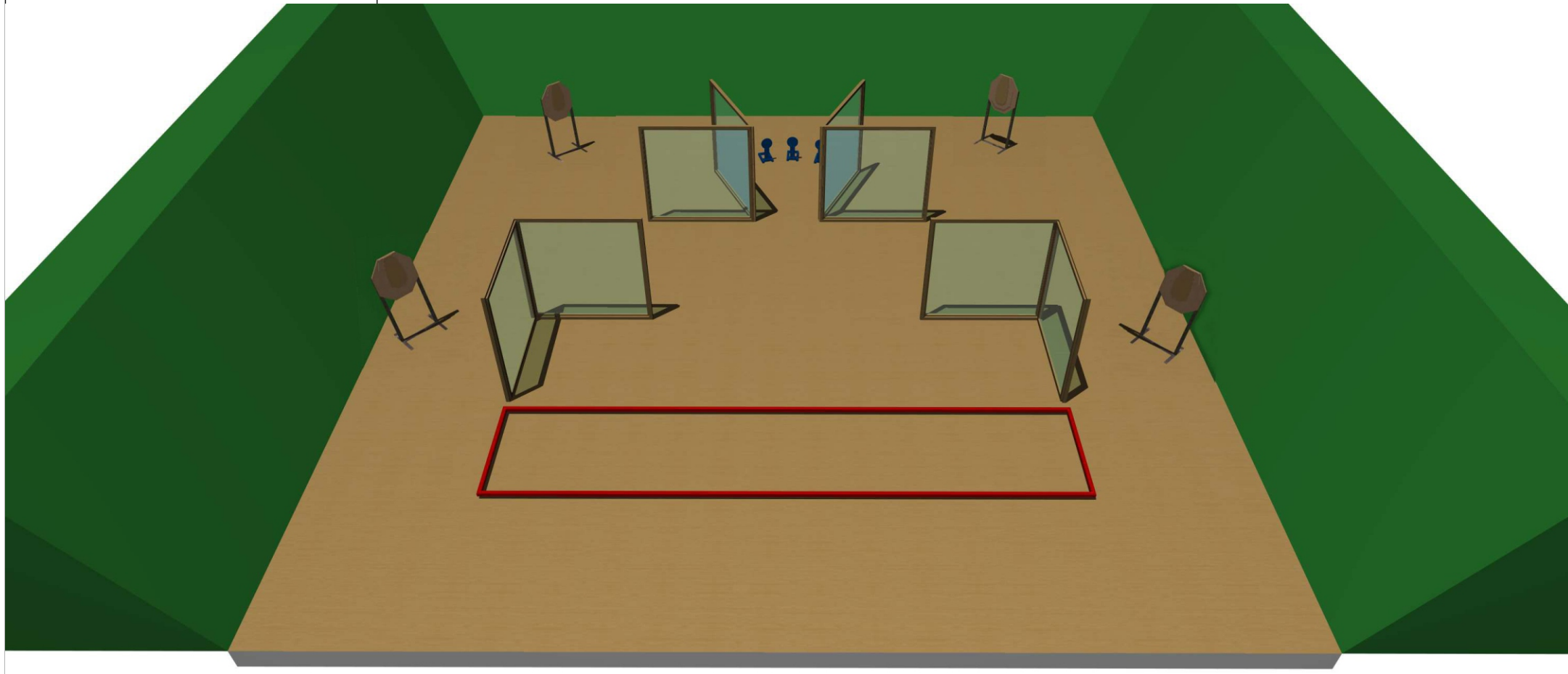
Stage Number	12
Targets (type and number)	4 IPSC Targets, 2 IPSC Poppers, 2 IPSC Plates.
Rounds to be scored	12
Start Position	Standing anywhere inside the market area.
Gun Condition	Option 1
Time	Audible signal
Procedure	After start signal engage all targets from designated area. Note IP1 activate T2. Ip2 activate T1. All moving targets stays visible at the end of their movement.




Stage Number	11
Targets (type and number)	4 IPSC Targets, 3 IPSC Poppers, 1 IPSC Plates.
Rounds to be scored	12
Start Position	Standing anywhere inside the market area.
Gun Condition	Option 1
Time	Audible signal
Procedure	After start signal engage all targets from designated area. Note IP1 activate T1. Ip2 activate T1. All moving targets stays visible at the end of their movement.



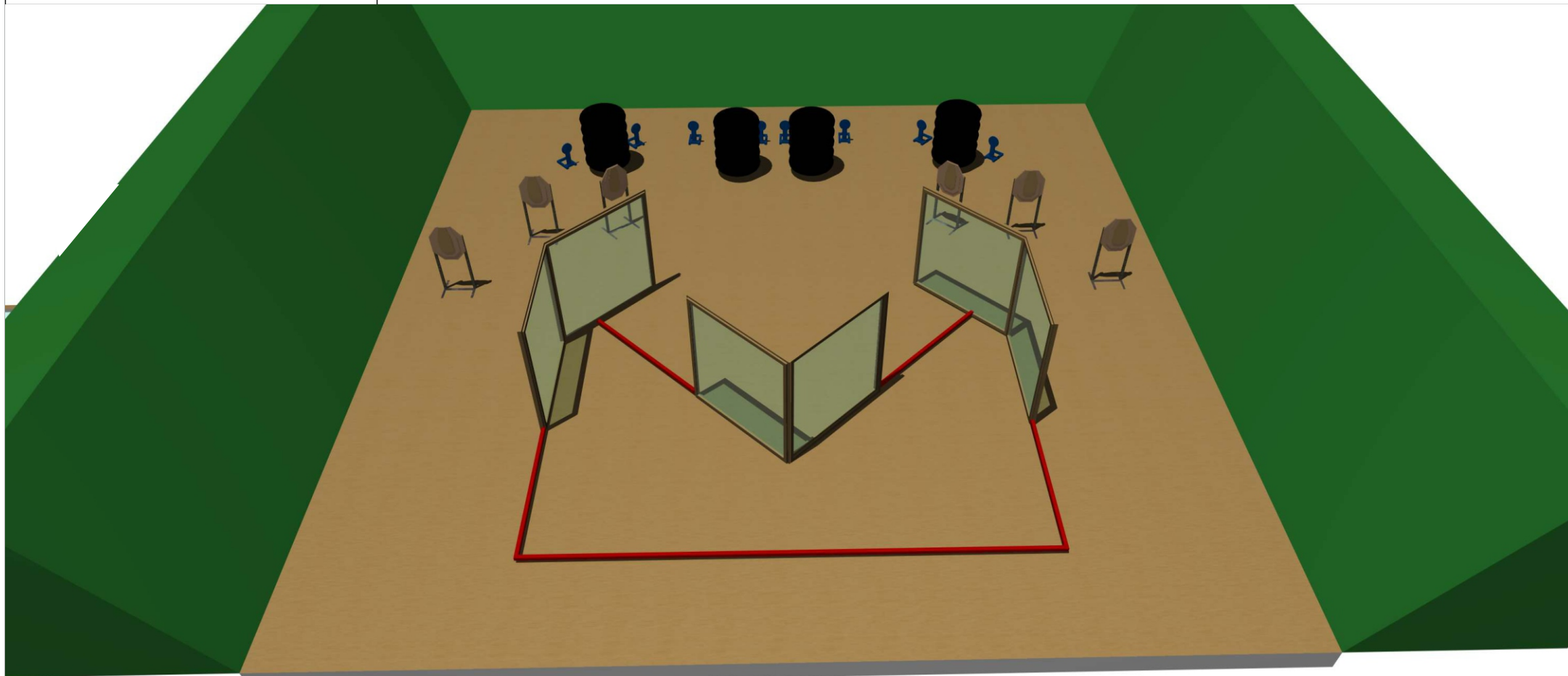
Stage Number	10
Targets (type and number)	4 IPSC Targets, 3 IPSC Minipoppers.
Rounds to be scored	11
Start Position	Standing anywhere in the designated area, facing downrange
Gun Condition	Option 1
Time	Audible signal
Procedure	At the start signal engage targets from within designated area. Safety angels 90 degrees left/right and top of the backstod.



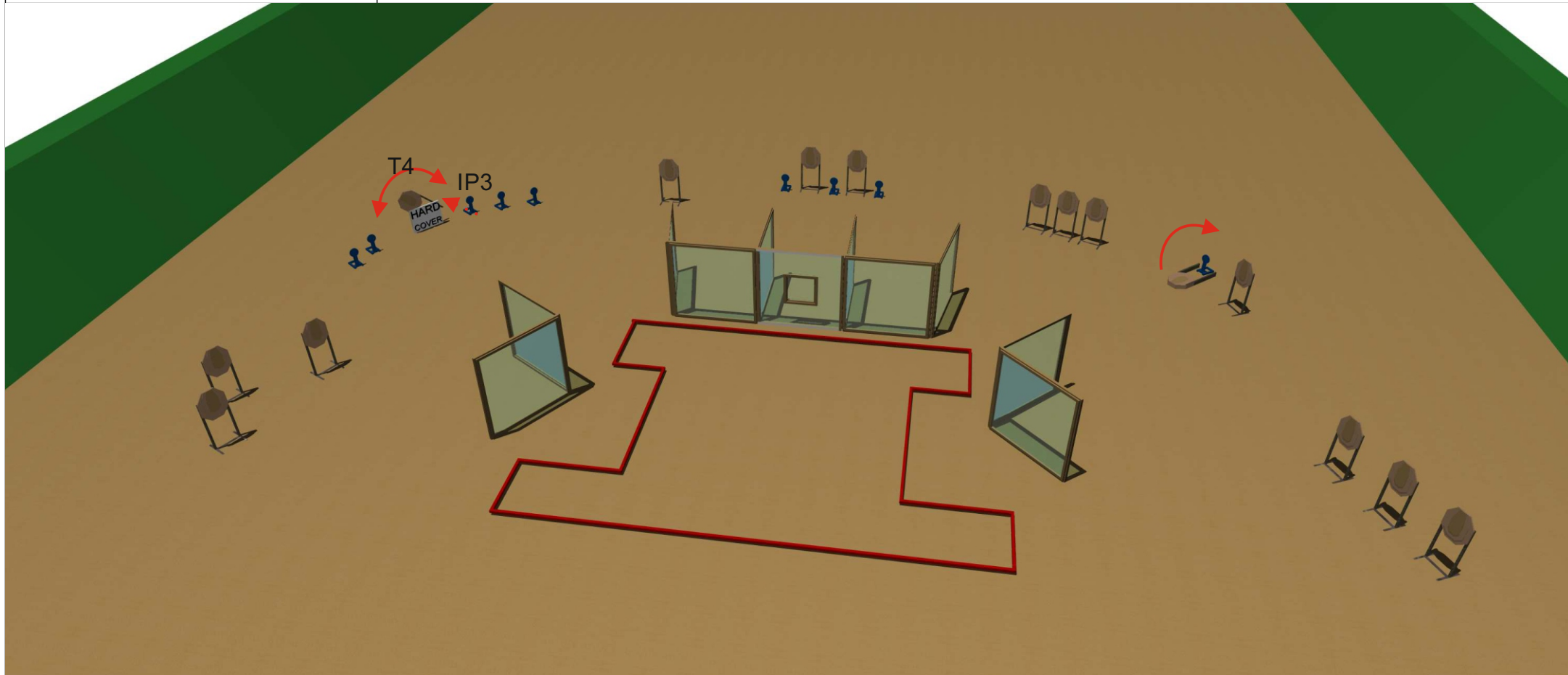
Stage Number	9
Targets (type and number)	4 IPSC Targets, 3 IPSC Minipoppers, 1 Plate
Rounds to be scored	12
Start Position	Standing in designated area with heels touching marks, facing downrange
Gun Condition	Option 3
Time	Audible signal
Procedure	At the start signal engage targets from within designated area. Safety angels left/right and top of the backstod.




Stage Number	8
Targets (type and number)	6 IPSC Minitargets, 8 IPSC Minipoppers,
Rounds to be scored	20
Start Position	Standing anywhere in designated area, facing downrange.
Gun Condition	Option 2
Time	Audible signal
Procedure	At the start signal engage targets from within designated area. Safety angels 90 left/right and top of the backstod.



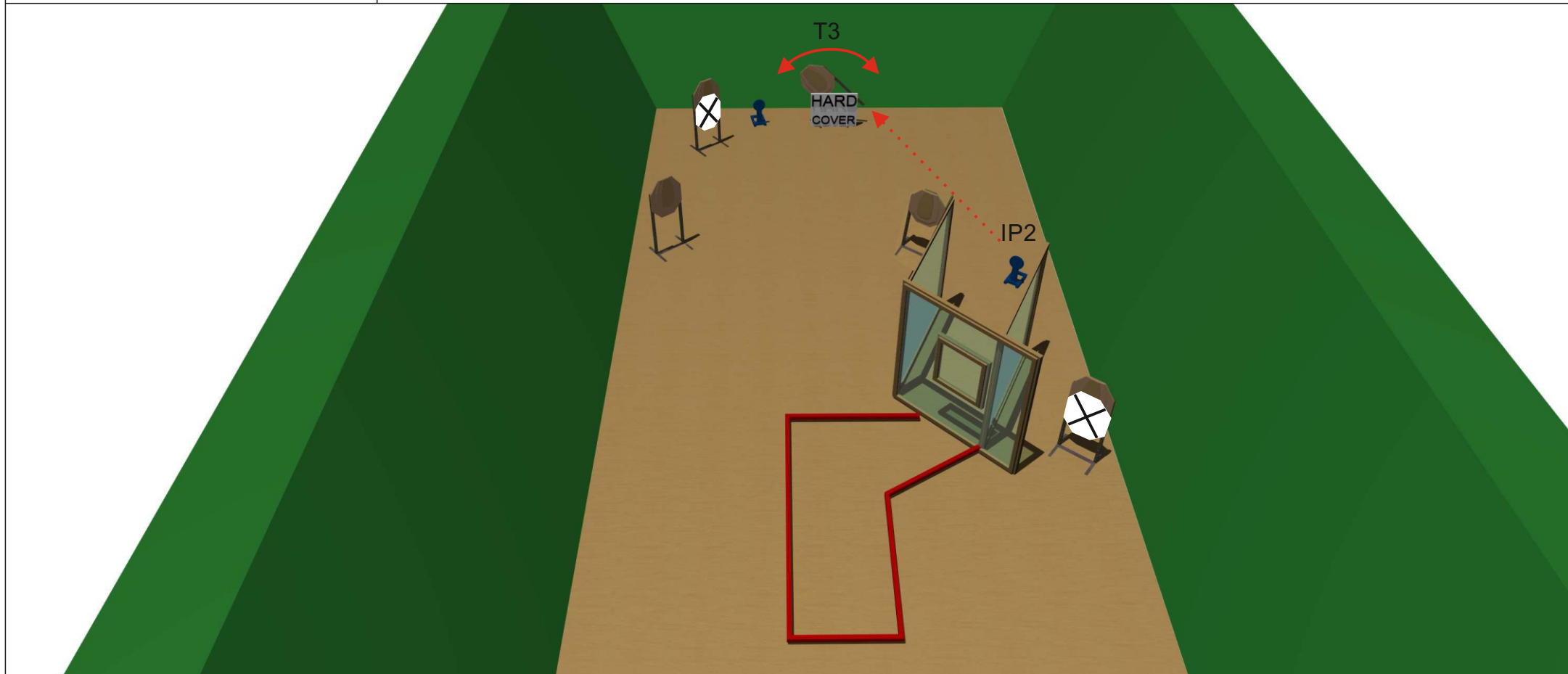
Stage Number	7
Targets (type and number)	15 IPSC Targets, 9 IPSC Minipoppers.
Rounds to be scored	39
Start Position	Standing anywhere in designated area, facing downrange.
Gun Condition	Option 1
Time	Audible signal
Procedure	At the start signal engage targets from within designated area. Safety angels 90 left/right and top of the backstod. Warning: Hot scoring Minipopper IP3 activate swining target T4



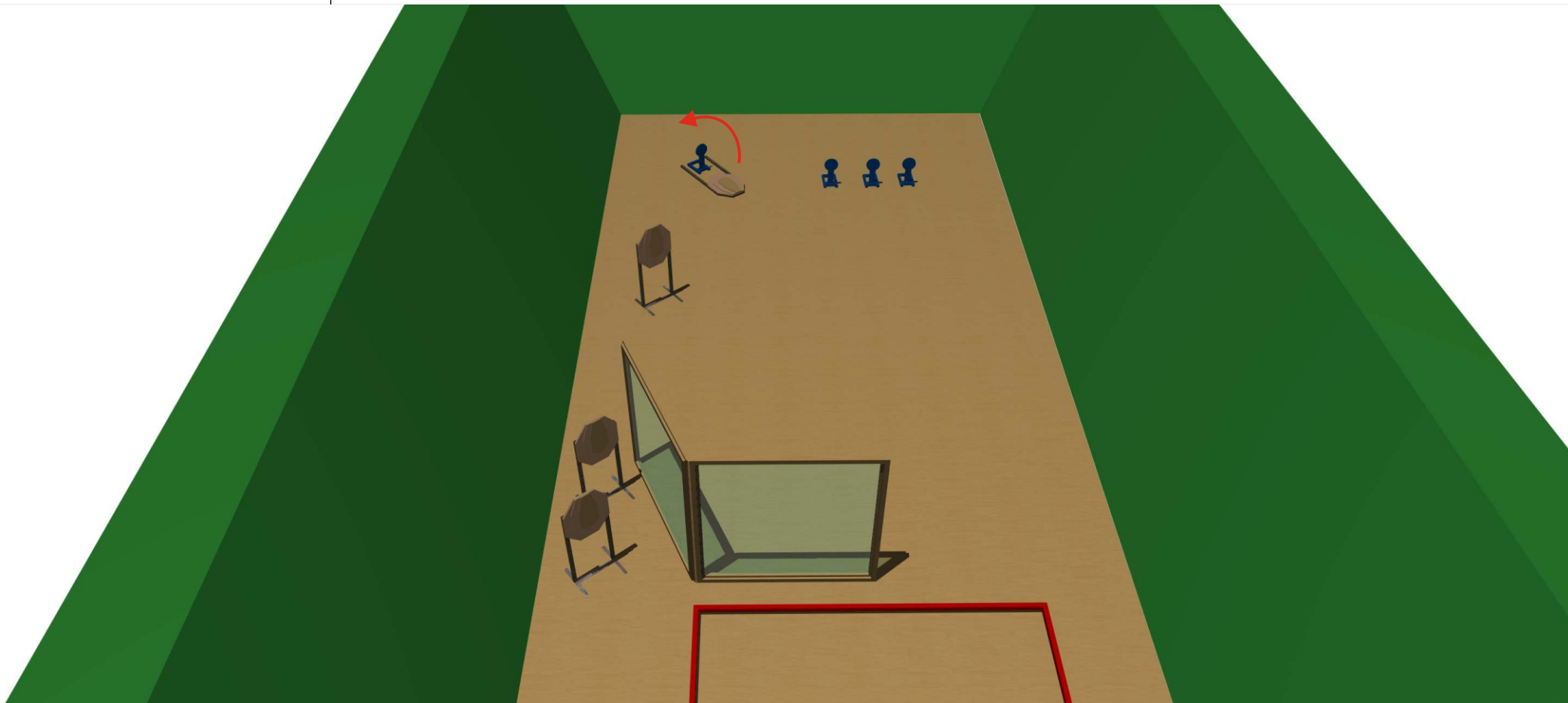
Stage Number	6
Targets (type and number)	13 IPSC Targets, 6 IPSC Minipoppers.
Rounds to be scored	32
Start Position	Standing anywhere in designated area, facing downrange.
Gun Condition	Option 1
Time	Audible signal
Procedure	At the start signal engage targets from within designated area. Safety angels 90 left/right and top of the backstod. Warning: Hot scoring



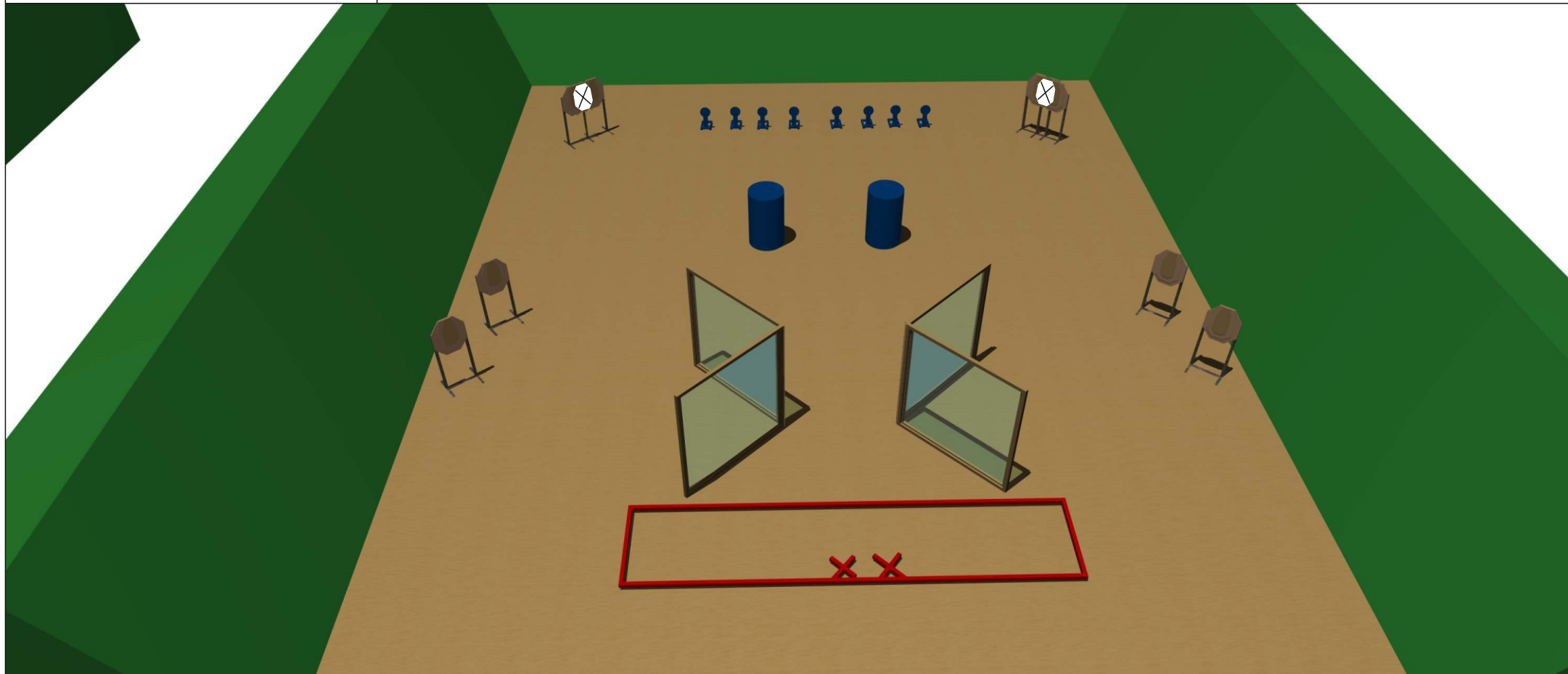
Stage Number	5
Targets (type and number)	5 IPSC Targets, 2 IPSC Poppers.
Rounds to be scored	12
Start Position	Standing anywhere in designated area facing downrange.
Gun Condition	Option 1
Time	Audible
Procedure	After start signal engage all targets from designated area. Note Ip2 activate T3. All moving targets stays visible at the end of their movement. Safety angle reduced to the height of the backstops.



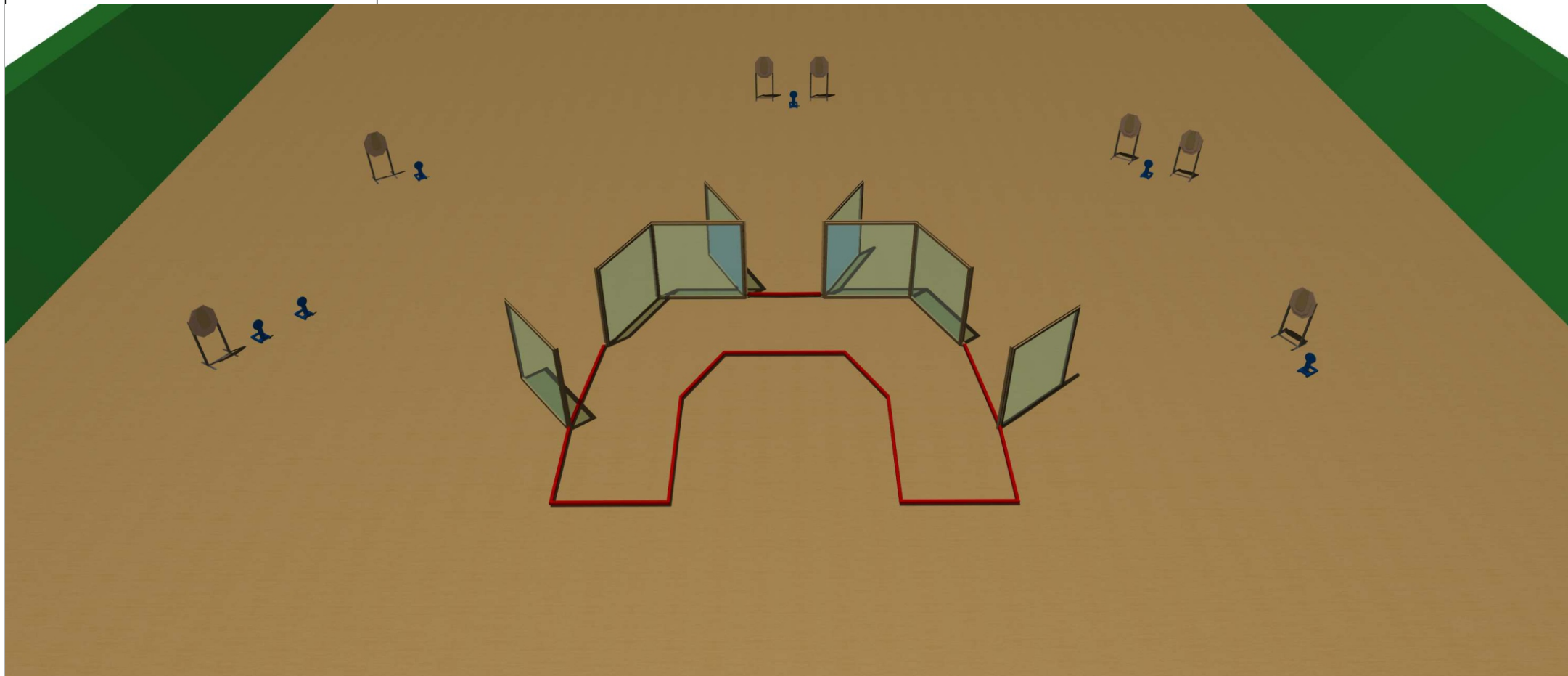
Stage Number	4
Targets (type and number)	4 IPSC Targets, 4 IPSC Minipoppers.
Rounds to be scored	12
Start Position	Standing anywhere in designated area facing downrange.
Gun Condition	Option 1
Time	Audible signal
Procedure	After start signal engage all targets from designated area. Safety angles 90 degrees right/left and top of the backstop.



Stage Number	3
Targets (type and number)	8 IPSC Targets, 8 IPSC Minipoppers, 2NS.
Rounds to be scored	24
Start Position	Standing in designated area with heels touching marks, facing downrange.
Gun Condition	Option 1
Time	Audible signal
Procedure	After start signal engage all targets from designated area. Safety angles 90 degrees right/left and top of the backstop.



Stage Number	2
Targets (type and number)	7 IPSC Targets, 6 IPSC Minipoppers.
Rounds to be scored	20
Start Position	Standing in designated area, facing downrange.
Gun Condition	Option 1
Time	Audible signal
Procedure	After start signal engage all targets from designated area. Safety angles 90 degrees right/left and top of the backstop.



Stage Number	1
Targets (type and number)	7 IPSC Targets, 5 IPSC Minipoppers, 2NS.
Rounds to be scored	19
Start Position	Standing in designated area, facing downrange.
Gun Condition	Option 1
Time	Audible signal
Procedure	After start signal engage all targets from designated area. Minipopper Ip4 activates swinging target T4, which remains visible at the rest. Safety angles 90 degrees right/left and top of the backstop.

