



Shooting Academy CUP 2024 Level 3

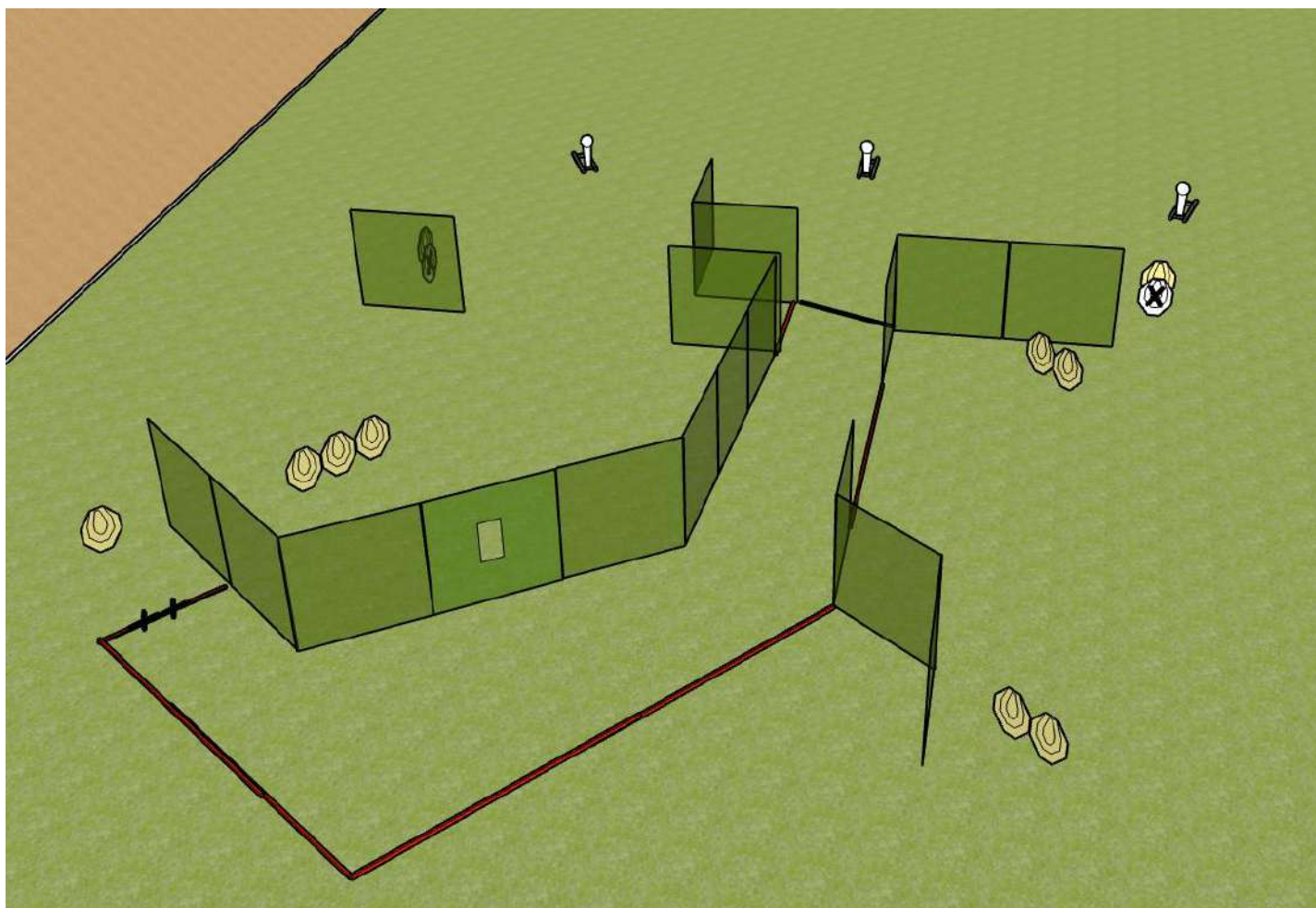
21-22.06.2025

Parzęczew

STAGE # 1



Targets	10 IPSC targets, 3 IPSC mini poppers, 2NS
Number of rounds to be scored	23
Start position	Toes at marks
Handgun ready condition	
Time starts	Audible signal
Procedure	Upon a signal engage targets.
Safety angles	90° left/right and top of the backstop





Shooting Academy CUP 2024 Level 3

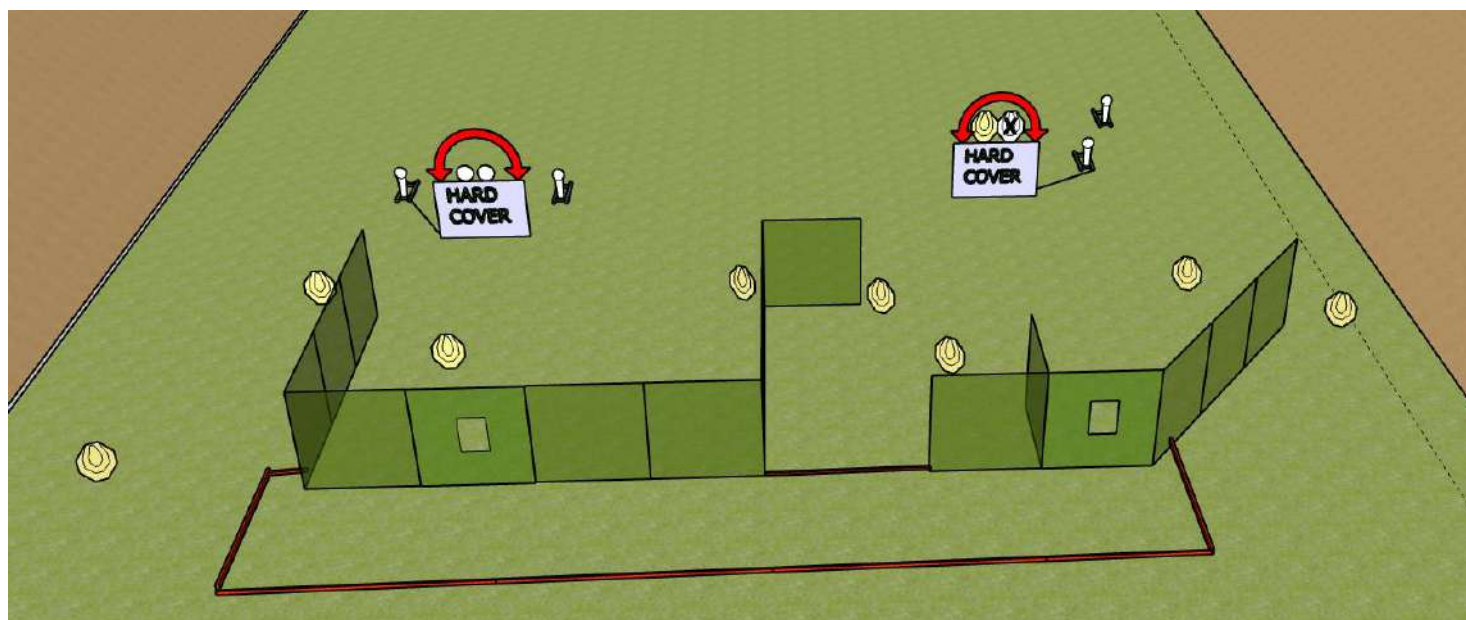
21-22.06.2025



Parzęczew

STAGE # 2

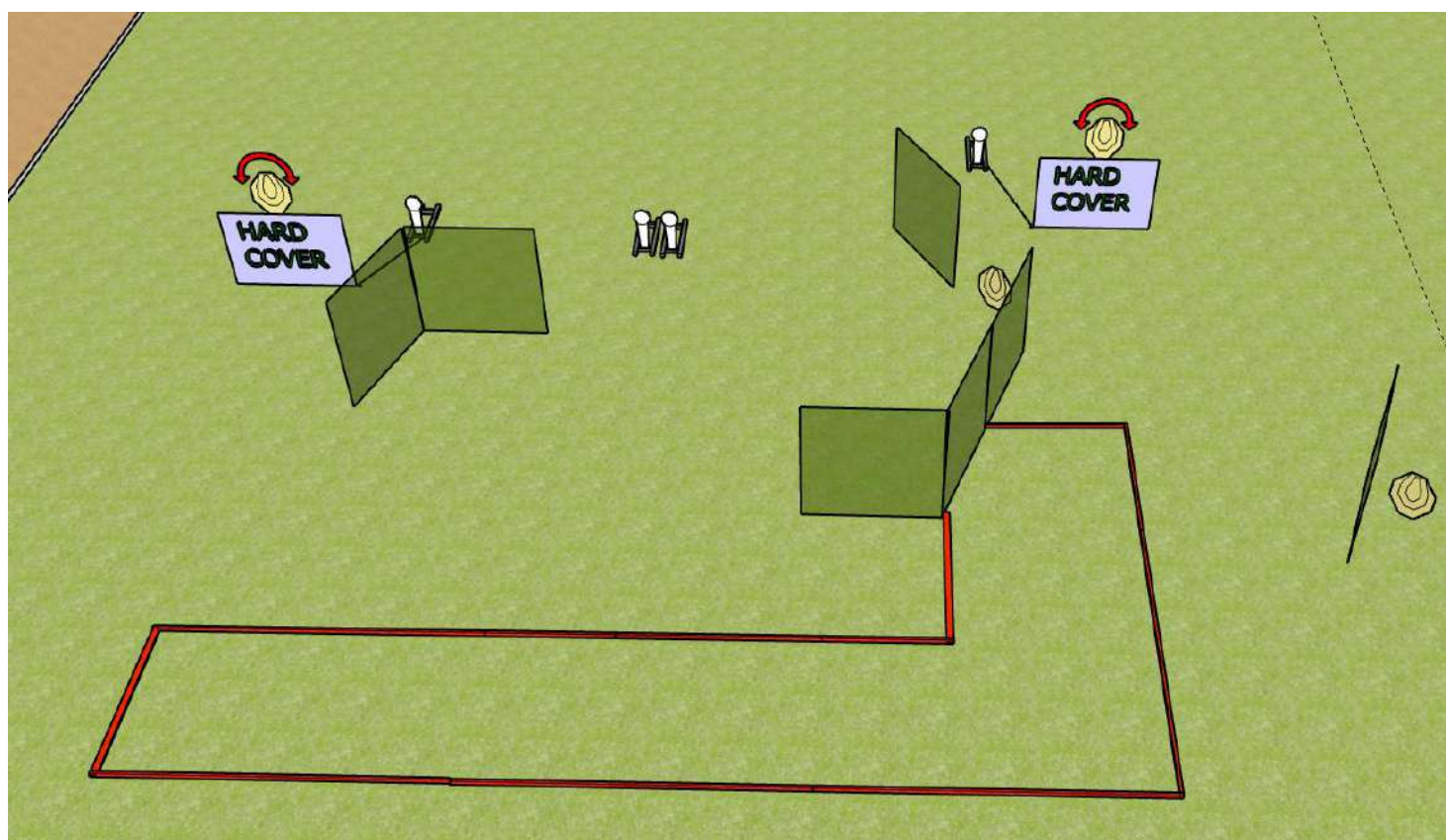




Targets	9 IPSC targets, 4 IPSC mini poppers, 2 IPSC Metal Plates, 1NS
Number of rounds to be scored	24
Start position	Anywhere within the designated area
Handgun ready condition	
Time starts	Audible signal
Procedure	Upon a signal engage targets. IPSC mini popper P3 activates moving IPSC targets T7/NS. IPSC mini popper P1 activates moving IPSC metal plates MPL1/2. All moving targets remain visible at rest.
Safety angles	90° left/right and top of the backstop



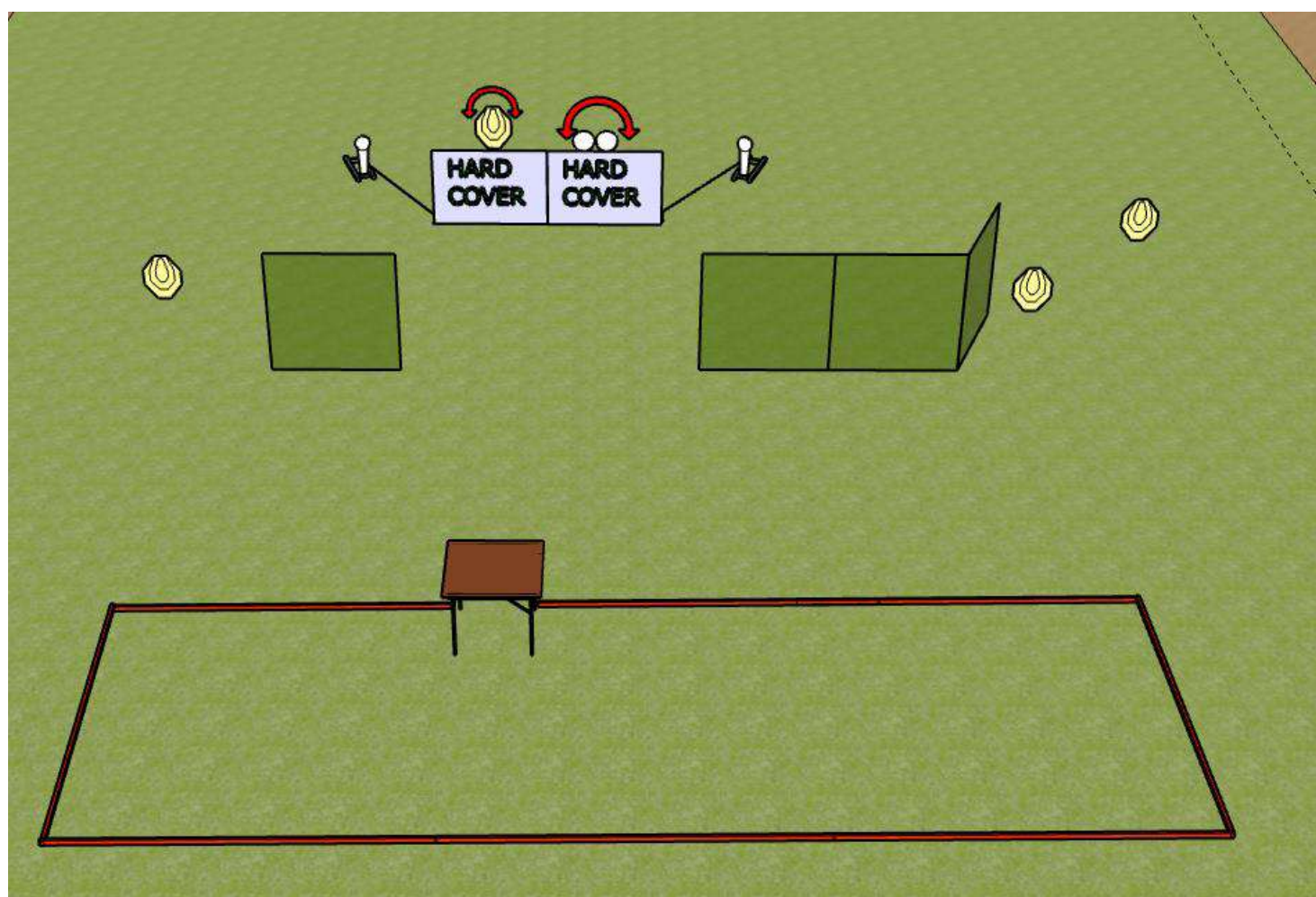
	Shooting Academy CUP 2024 Level 3	
	21-22.06.2025 Parzęczew	
	STAGE # 3	

Targets	4 IPSC mini targets, 4 IPSC mini poppers
Number of rounds to be scored	12
Start position	Heels at marks
Handgun ready condition	Anywhere within the designated area
Time starts	Audible signal
Procedure	Upon a signal engage targets. IPSC mini popper P1 activates moving IPSC target T1. IPSC mini popper P4 activates moving IPSC target T3. All moving targets remain visible at rest.
Safety angles	90° left/right and top of the backstop



	Shooting Academy CUP 2024 Level 3	
	21-22.06.2025 Parzęczew	
	STAGE # 4	

Targets	4 IPSC mini targets, 2 IPSC mini poppers, 2 IPSC metal plates
Number of rounds to be scored	12
Start position	Anywhere within the designated area
Handgun ready condition	Laying flat on the table, unloaded, magwell and chamber empty, all magazines on the table.
Time starts	Audible signal
Procedure	Upon a signal engage targets. IPSC mini popper P1 activates moving IPSC target T1. IPSC mini popper P2 activates moving IPSC metal plates MPL1/2.
Safety angles	90° left/right and top of the backstop





Shooting Academy CUP 2024 Level 3

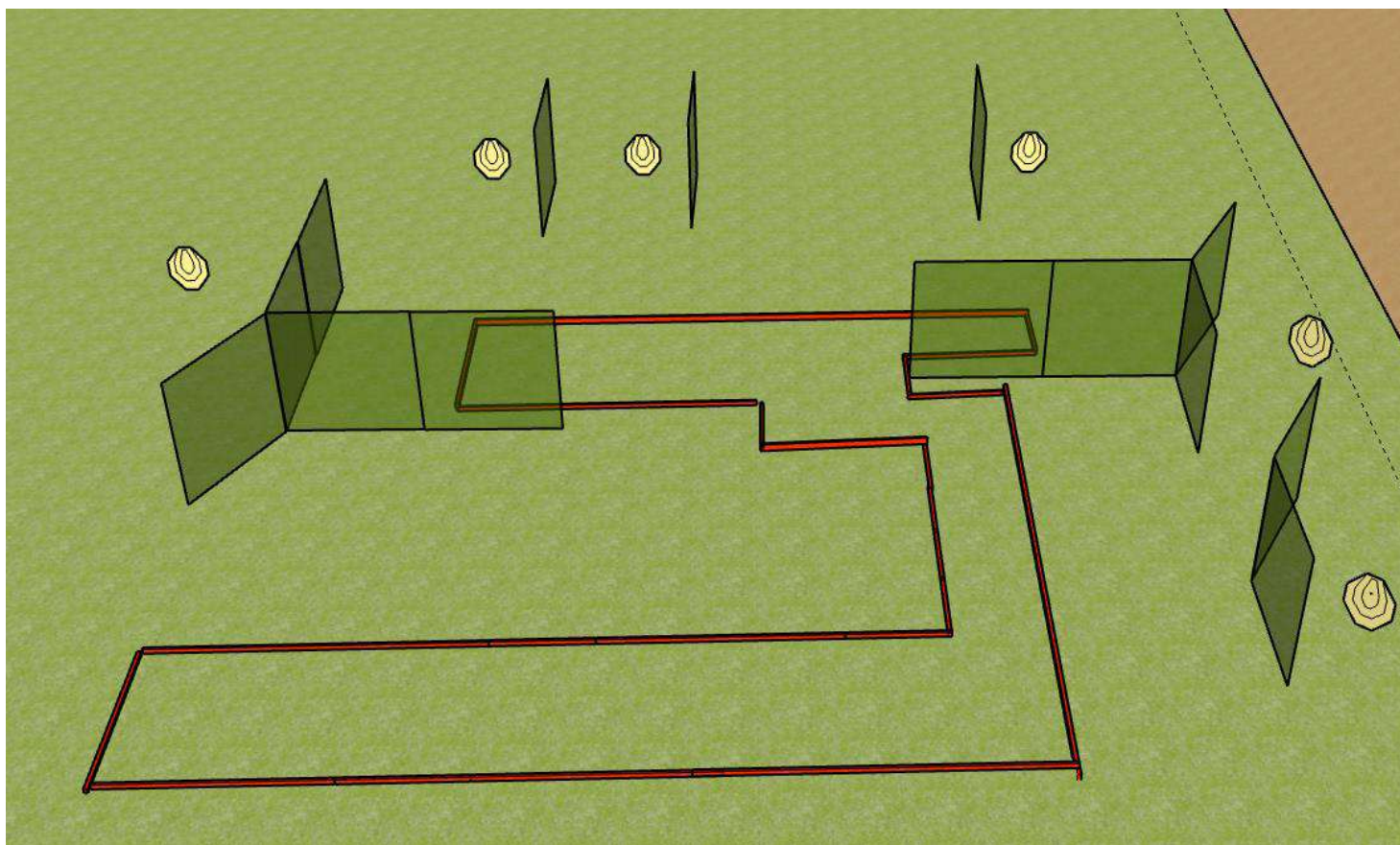
21-22.06.2025

Parzęczew

STAGE # 5



Targets	6 IPSC mini targets
Number of rounds to be scored	12
Start position	Anywhere within the designated area
Handgun ready condition	
Time starts	Audible signal
Procedure	Upon a signal engage targets.
Safety angles	90° left/right and top of the backstop





Shooting Academy CUP 2024 Level 3

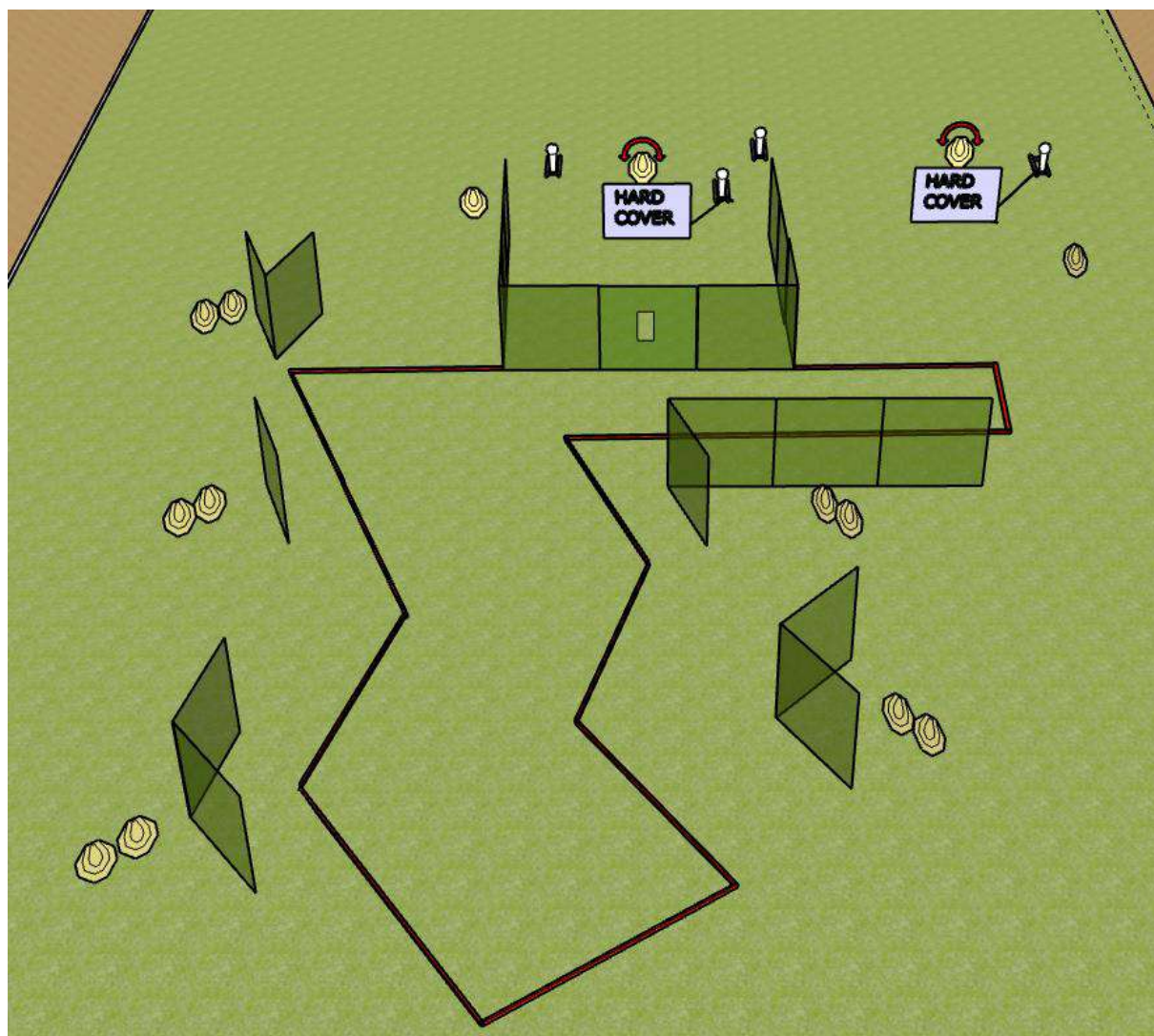
21-22.06.2025



Parzęczew

STAGE # 6

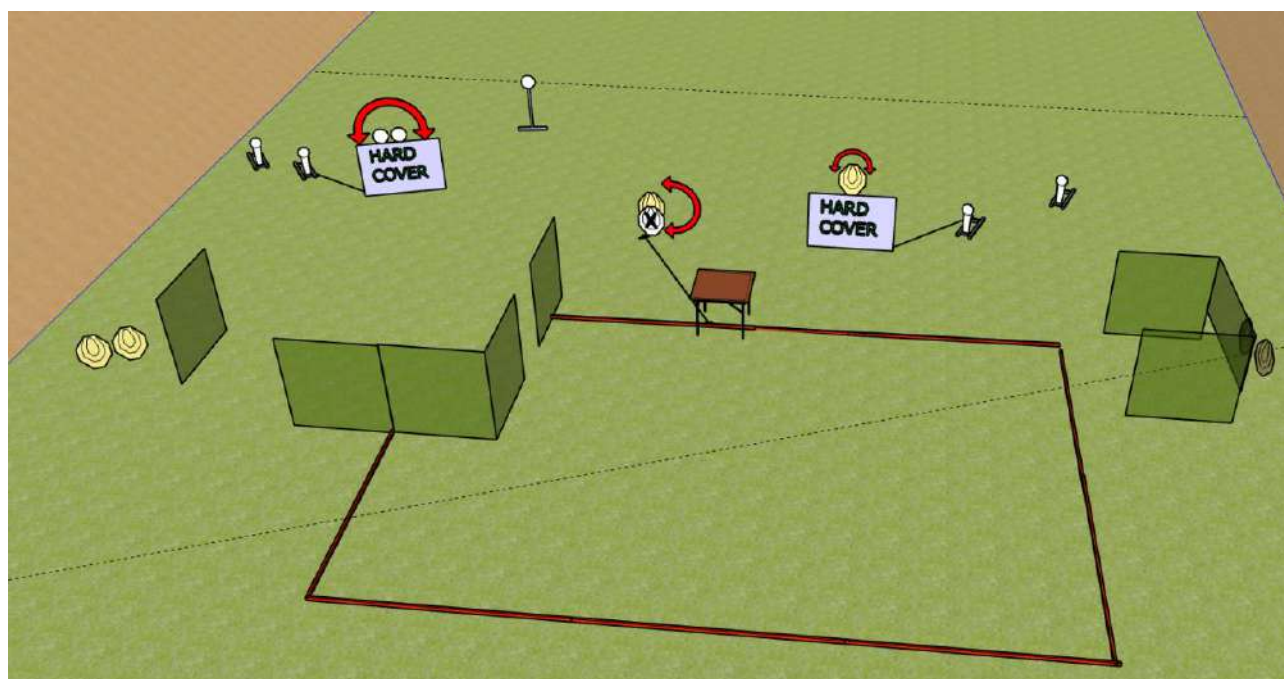




Targets	14 IPSC targets, 4 IPSC mini poppers
Number of rounds to be scored	32
Start position	Toes at marks
Handgun ready condition	
Time starts	Audible signal
Procedure	Upon a signal engage targets. IPSC mini popper P2 activates moving IPSC target T8. IPSC mini popper P4 activates moving IPSC target T9. All moving targets remain visible at rest.
Safety angles	90° left/right and top of the backstop




	Shooting Academy CUP 2024 Level 3	
	21-22.06.2025 Parzęczew	
	STAGE # 7	



Targets	6 IPSC targets, 4 IPSC mini poppers, 3 IPSC metal plates, 1 NS
Number of rounds to be scored	19
Start position	Anywhere within the designated area
Handgun ready condition	
Time starts	Audible signal
Procedure	Upon a signal engage targets. IPSC mini popper P3 activates moving IPSC target T4. IPSC mini popper P2 activates moving IPSC metal plates MPL1/2. Pulling the rope reveals IPSC target T3. All moving targets remain visible at rest.
Safety angles	90° left/right and top of the backstop



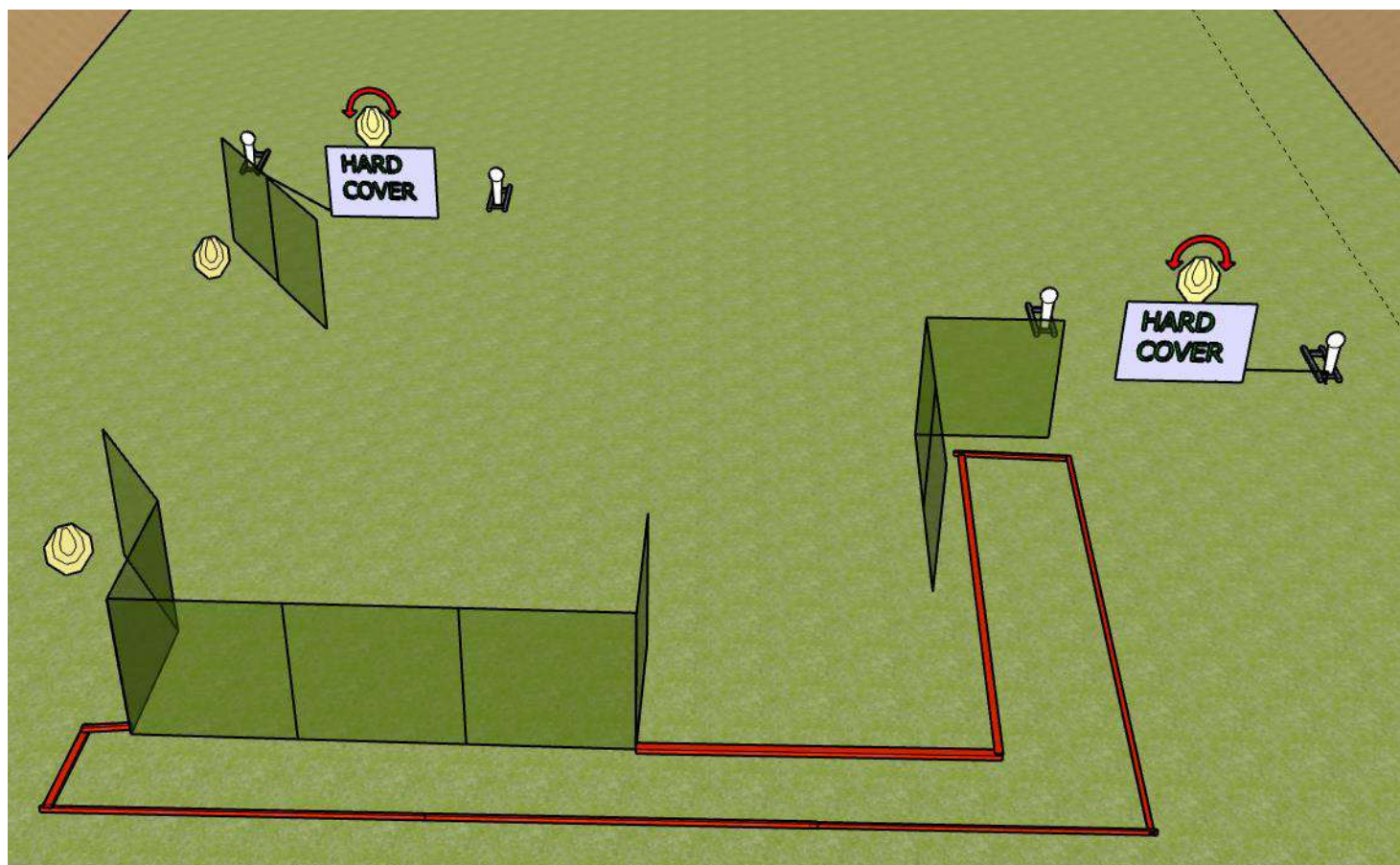
	Shooting Academy CUP 2024 Level 3	
	21-22.06.2025 Parzęczew	
	STAGE # 8	

Targets	7 IPSC targets, 4 IPSC mini poppers, 1 IPSC metal plate 3 NS
Number of rounds to be scored	19
Start position	Anywhere within the designated area
Handgun ready condition	
Time starts	Audible signal
Procedure	Upon a signal engage targets. IPSC mini popper P2 activates moving IPSC target T4. IPSC mini popper P4 activates moving IPSC target T5/NS. All moving targets remain visible at rest.
Safety angles	90° left/right and top of the backstop



	Shooting Academy CUP 2024 Level 3	
	21-22.06.2025 Parzęczew	
	STAGE # 9	

Targets	4 IPSC targets, 4 IPSC mini poppers
Number of rounds to be scored	12
Start position	Anywhere within the designated area
Handgun ready condition	
Time starts	Audible signal
Procedure	Upon a signal engage targets. IPSC mini popper P1 activates moving IPSC target T3. IPSC mini popper P4 activates moving IPSC target T4. All moving targets remain visible at rest.
Safety angles	90° left/right and top of the backstop





Shooting Academy CUP 2024 Level 3

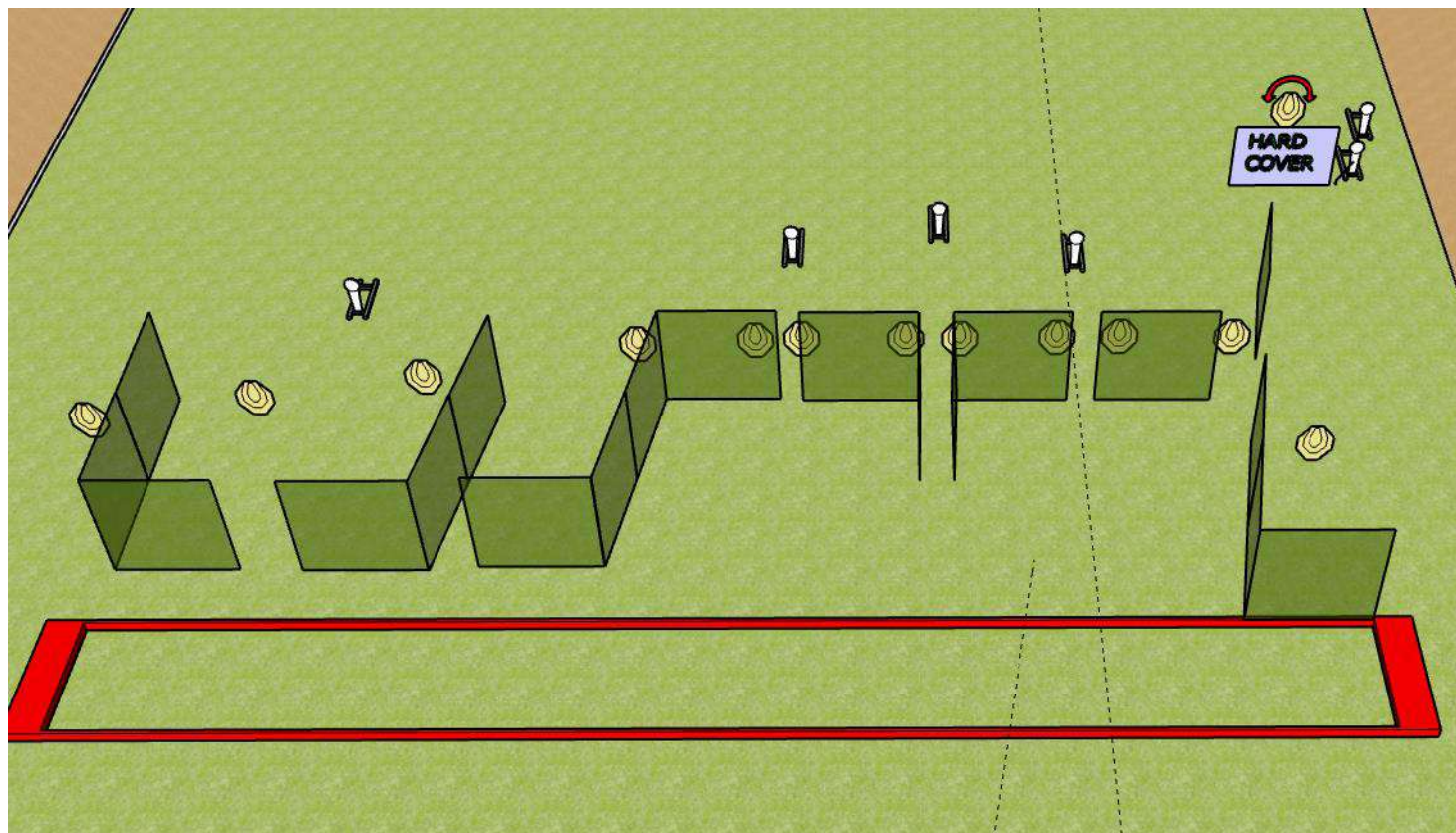
21-22.06.2025



Parzęczew

STAGE # 10

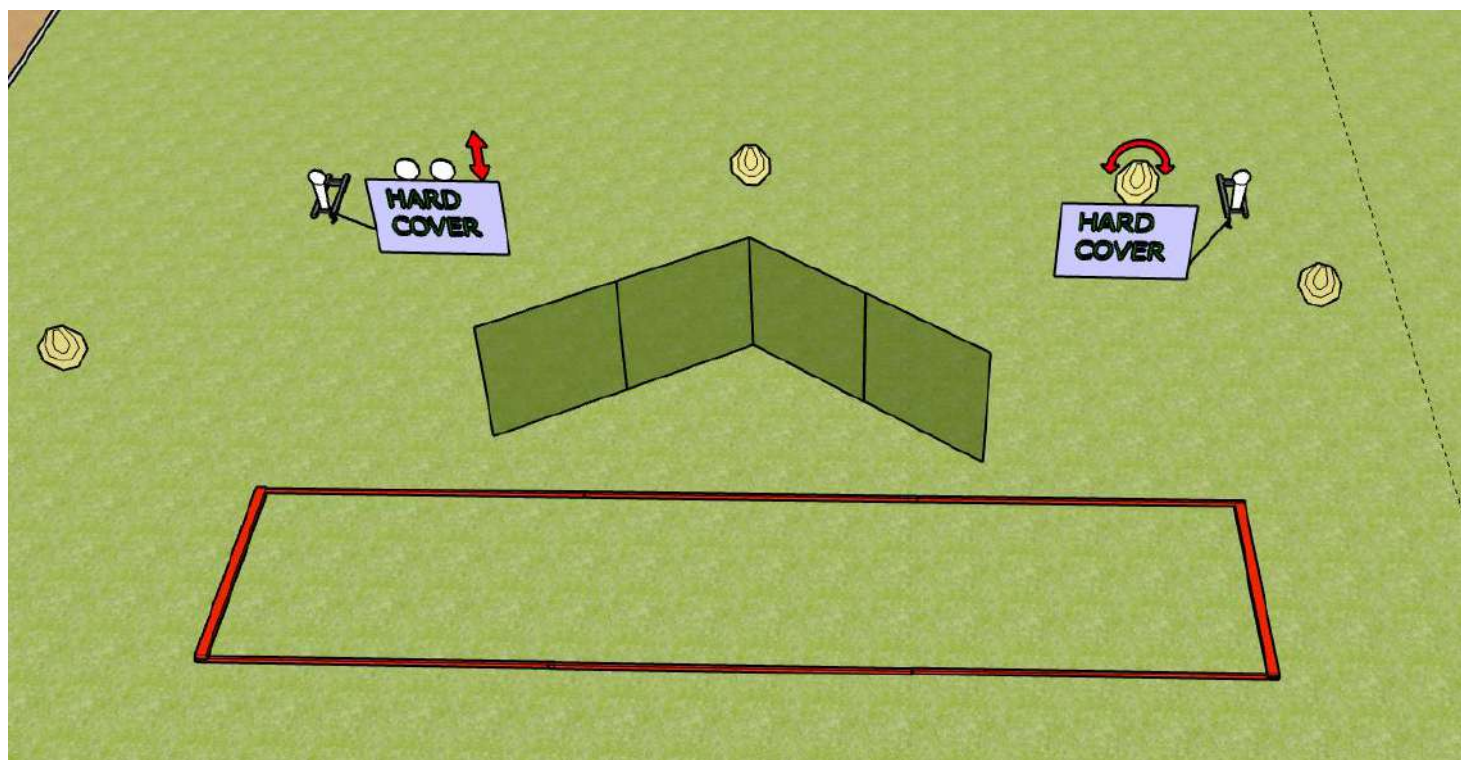




Targets	13 IPSC targets, 6 IPSC mini poppers, 2 IPSC metal plates, 3 NS
Number of rounds to be scored	32
Start position	Anywhere within the designated area
Handgun ready condition	
Time starts	Audible signal
Procedure	Upon a signal engage targets. IPSC mini popper P5 activates moving IPSC target T12. All moving targets remain visible at rest.
Safety angles	90° left/right and top of the backstop



	<i>Shooting Academy CUP 2024 Level 3</i>		
	21-22.06.2025 Parzęczew		
	STAGE # 11		

Targets	4 IPSC targets, 2 IPSC mini poppers, 2 IPSC metal plates
Number of rounds to be scored	12
Start position	Anywhere within the designated area
Handgun ready condition	Loaded and holstered. Magazine inserted, chamber empty
Time starts	Audible signal
Procedure	Upon a signal engage targets. IPSC mini popper P2 activates moving IPSC target T3. IPSC mini popper P1 activates moving IPSC metal plates MPL1/2. All moving targets remain visible at rest.
Safety angles	90° left/right and top of the backstop



	Shooting Academy CUP 2024 Level 3	
	21-22.06.2025 Parzęczew	
	STAGE # 12	

Targets	5 IPSC targets, 2 IPSC mini poppers
Number of rounds to be scored	12
Start position	Anywhere within the designated area
Handgun ready condition	
Time starts	Audible signal
Procedure	Upon a signal engage targets.
Safety angles	90° left/right and top of the backstop

